

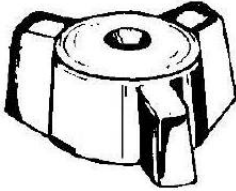






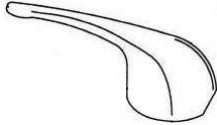

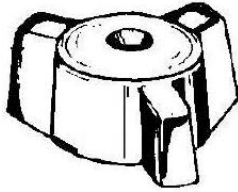
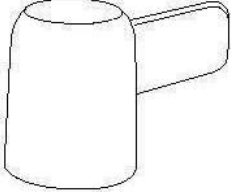



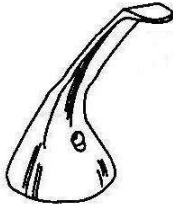
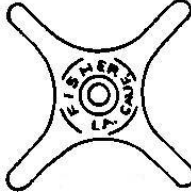
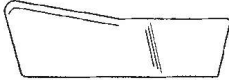
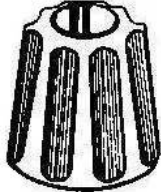

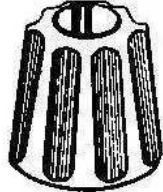



INDIVIDUAL PARTS / FAUCET REPAIRS







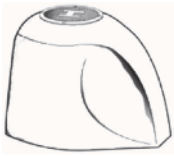
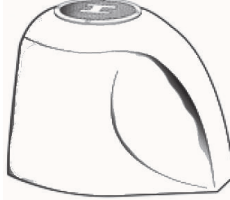




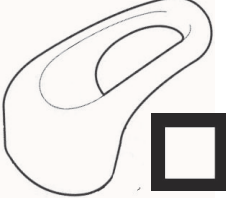


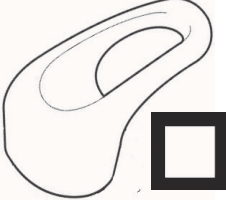






FAUCET HANDLES (cont.)

<p>EBCO</p>  <p>SINGLE: EB01H (Includes set screw)</p> <p>USED ON: Drinking Fountains</p> <p>Tip to Tip dimension: 1-3/4"</p>	<p>ELJER</p>  <p>PAIR: CB05H (also used on Central Brass Faucets)</p> <p>SCREW: 227C008</p> <p>USED ON: 2 handled Lav and kitchen faucets</p> <p>Tip to Tip dimension: 2-3/16"</p>	<p>ELJER</p>  <p>PAIR: EJ06H (OEM Pair)</p> <p>SCREW: 227C006</p> <p>USED ON: Lusterline 2 handled Lav and kitchen faucets</p>
<p>ELJER</p>  <p>PAIR: EJ03H</p> <p>HOT: EJ2183 (490-6375-01) COLD: EJ2182 (490-6376-02)</p> <p>SCREW: 227C002</p> <p>USED ON: 2 handled lavy faucets</p>	<p>ELJER</p>  <p>PAIR: EJ13H DIV: EJ31HD (490-6374-03)</p> <p>HOT: EJ6372 (490-6372-01) COLD: EJ6373 (490-6373-02)</p> <p>SCREW: 227C002</p> <p>USED ON: 2 handled kitchen and shower valves</p>	<p>ELJER</p>  <p>PAIR: CB04H (also used on Central Brass Faucets)</p> <p>SCREW: 227C002</p> <p>USED ON: 2 handled Lav, bath, and shower valves</p>
<p>ELJER</p>  <p>HOT: EJ2241 COLD: EJ2242 (OEM 490-8096)</p> <p>SCREW: 227C002</p>  <p>(Former style)</p>	<p>ELJER</p>  <p>PAIR: EJ21H</p> <p>HOT: EJ2184 COLD: EJ2185 (OEM 490-9069)</p> <p>USED ON: 2 handled Lav and kitchen faucets</p>	<p>ELJER</p>  <p>SINGLE: EJ05H (oem H116)</p> <p>USED ON: Single handled Lav and kitchen faucets AFTER 2001</p>
<p>ELJER</p>  <p>PAIR: EJ31H DIV: EJ31HD</p> <p>SCREW: 227C007</p> <p>USED ON: 2 and 3 handled shower valves</p>	<p>ELJER</p>  <p>PAIR: EJ06HX (Economy Handle pair with adapters)</p> <p>SCREW: 227C006</p> <p>USED ON: Lusterline 2 handled Lav and kitchen faucets</p>	<p>ELKAY</p>  <p>SINGLE: 9EK0017</p> <p>USED ON: Drinking Fountain shown below:</p> 
<p>ELKAY</p>  <p>SINGLE: 9EK0011</p> <p>USED ON: Drinking Fountain shown below:</p> 	<p>ELKAY</p>  <p>PAIR: EK01H (oem 53080)</p> <p>USED ON: Single handled Lav and kitchen faucets</p>	<p>FISHER-WESTERN</p>  <p>SINGLE: 937C128 (Includes screw & hot and cold buttons)</p> <p>SINGLE: 937C080 (Handle only, with NO screw or button)</p> <p>SCREW: 227C007</p>
<p>FISHER</p>  <p>SINGLE: 937F051 (Includes screw & hot and cold buttons)</p> <p>SINGLE: 937C086 (Handle only, with NO screw or button)</p> <p>SCREW: 227C007</p> <p>RED RING: 121C017 BLUE RING: 121C016</p>	<p>GERBER</p>  <p>PAIR: GB31H (Use with threaded sleeve)</p> <p>USED ON: 2 handled showers with threaded sleeve</p>  <p>SHORT INSERT</p>	<p>GERBER</p>  <p>PAIR: GB32H DIVERTER: GB2579 (Use with sliding sleeve)</p> <p>USED ON: 2 handled showers with sliding sleeve</p>  <p>LONG INSERT</p>



INDIVIDUAL PARTS / FAUCET REPAIRS

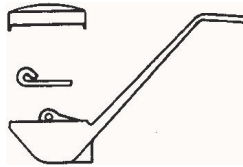





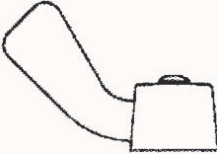
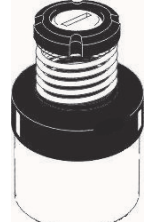








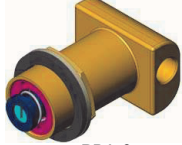
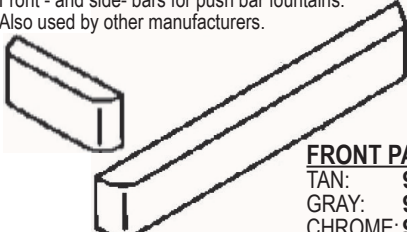
FAUCET HANDLES (cont.)

<p>GERBER</p>  <p>PAIR: GB10H</p> <p>USED ON: 2 handled old style lav and kitchen faucets</p> <p>Center to Tip dimension: 1-5/16"</p>	<p>GERBER</p>  <p>PAIR: GB33H</p> <p>USED ON: 2 handled old style bath and showers</p>	<p>Notes:</p> 
<p>GERBER</p>  <p>PAIR: GB30H (OEM pair)</p> <p>USED ON: Old style 2 handled bath and shower valves</p> <p>Tip to Tip dimension: 2-3/4"</p>	<p>GERBER</p>  <p>PAIR: GB04H (OEM pair)</p> <p>USED ON: Old style 2 handled lav and kitchen faucets</p> <p>Center to Tip dimension: 1-5/16"</p>	<p>GERBER</p>  <p>PAIR: GB04HX (Economy Handle pair with adapters)</p> <p>USED ON: Old style 2 handled lav and kitchen faucets</p>
<p>GERBER</p>  <p>PAIR: GB07H (OEM 60-000) (small)</p> <p>Hot Index: 121C251 Cold Index: 121C252 H&C Indexes: 121C032</p>	<p>GERBER</p>  <p>PAIR: GB17H (OEM 60-003) (large)</p> <p>USED ON: 2 handled new style kitchen & lav faucets</p>	<p>GERBER</p>  <p>HOT: 9GB0112 COLD: 9GB0113</p> <p>USED ON: Old style concealed sink and shower stall</p>
<p>GERBER</p>  <p>PAIR: GB05H (OEM 50-000) (small)</p> <p>USED ON: 2 handle lav and kitchen</p>	<p>GERBER</p>  <p>PAIR: GB16H (OEM 50-003) (large)</p> <p>USED ON: 2 handle lav and kitchen</p>	<p>GERBER</p>  <p>SINGLE: 960A247</p> <p>USED ON: Easy-Mix lav faucets 1982+</p>
<p>GERBER</p>  <p>SINGLE: GB11H (OEM 98-512)</p> <p>USED ON: Loop handle lav and kitchen</p>	<p>GERBER</p>  <p>SINGLE: GB12H (OEM 97-020)</p> <p>USED ON: Loop handle bath and shower (Safetemp)</p> 	<p>GERBER</p>  <p>SINGLE: GB13H (OEM 97-021)</p> <p>USED ON: Loop handle bath and shower (Hardwater Series)</p> 
<p>GERBER</p>  <p>PAIR: GB08H (OEM 98-425 & 98-426) (Lucite)</p> <p>USED ON: 2 handle kitchen</p>	<p>GERBER</p>  <p>SINGLE: GB14H (OEM 97-031)</p> <p>USED ON: Egg handle bath and shower (Safetemp)</p> 	<p>GERBER</p>  <p>SINGLE: GB15H (OEM 97-061)</p> <p>USED ON: Loop handle bath and shower (Hardwater Series)</p> 



INDIVIDUAL PARTS / FAUCET REPAIRS

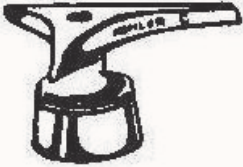
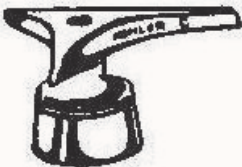

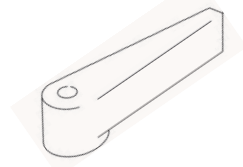




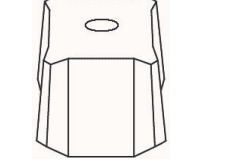
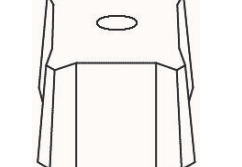
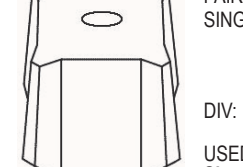
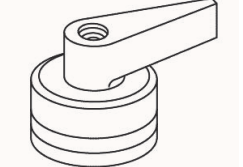
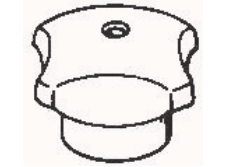
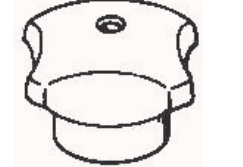

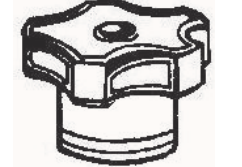




FAUCET HANDLES (cont.)

<p>GERBER</p>  <p>SINGLE: 960A235 USED ON: EasyMix Kitchen Faucets</p>	<p>HALSEY TAYLOR</p>  <p>SINGLE: 948H002 USED ON: Drinking fountains</p>  <p>FORMER STYLE</p>	<p>HARCRAFT</p>  <p>PAIR: HA33H DIV: HA33DH USED ON: 2 and 3 handled shower valves</p>											
<p>HAWS</p>  <p>SINGLE: 948W662 (OEM: 2710721.1) USED ON: Self closing drinking fountains</p>	<p>HAWS</p>  <p>PAIR: 948W660 (OEM: 2696938) USED ON: Pantry faucets</p>	<p>HAWS</p>  <p>EACH: 948W661 (OEM: 2698910) USED ON: Pantry faucets</p>											
<p>HAWS</p>  <p>STAINLESS: HH02 PLASTIC: HP01 USED ON: Drinking fountains with push button activators</p>	<p>HAWS</p>  <p>CHROME: 948W381 POL BRASS: 948W388 OEM: PBA-1 USED ON: Drinking fountains with recessed front sculpted bowls</p>	<p>HAWS</p>  <p>CHROME: 948W382 POL BRASS: 948W389 OEM: PBA-2 USED ON: Drinking fountains with recessed front stainless steel drinking fountains. (Includes hole plugs to use on fountain when replacing a push bar.)</p>											
<p>HAWS</p>  <p>CHROME: 948W383 OEM: PBA-3 USED ON: Round front stainless steel drinking fountains (Includes hole plugs to use on fountain when replacing a push bar.)</p>	<p>HAWS</p>  <p>CHROME: 948W384 OEM: PBA-4 USED ON: Drinking fountains with recessed front push buttons</p>	<p>HAWS</p>  <p>CHROME: 948W385 OEM: PBA-5 USED ON: Drinking fountains with wall thickness more than 5/8" thick (i.e. ceramic fountains)</p>											
<p>HAWS</p>  <p>CHROME: 948W386 POL BRASS: 948W390 OEM: PBA-6 USED ON: Stainless steel drinking fountains</p>	<p>HAWS</p>  <p>CHROME: 948W387 OEM: PBA-7 USED ON: Drinking fountains with front recessed push buttons and for drinking fountains with wall thickness more than 5/8" thick (i.e. ceramic fountains)</p>	<p>Use the following buttons with these regulators:</p>  <p>PBA-1 PBA-2 PBA-3 PBA-4 PBA-5</p> <p>Use the following buttons with this regulator:</p>  <p>PBA-6 PBA-7</p>											
<p>HAWS Front - and side- bars for push bar fountains. Also used by other manufacturers.</p> 	<p>Many Haws drinking fountain handles are only available in valve rebuild kits. These kits are shown in section 2.</p>		<p>HARDWARE: (sold EACH)</p> <table border="1"> <thead> <tr> <th>CAT #</th> <th>DESCRIPTION:</th> </tr> </thead> <tbody> <tr> <td>948W339</td> <td>screw for side bars</td> </tr> <tr> <td>948W340</td> <td>spacer for side bars</td> </tr> <tr> <td>948W341</td> <td>screw for front bar</td> </tr> <tr> <td>948W342</td> <td>spacer for front bar</td> </tr> </tbody> </table>	CAT #	DESCRIPTION:	948W339	screw for side bars	948W340	spacer for side bars	948W341	screw for front bar	948W342	spacer for front bar
CAT #	DESCRIPTION:												
948W339	screw for side bars												
948W340	spacer for side bars												
948W341	screw for front bar												
948W342	spacer for front bar												
<p>FRONT PANEL BARS: TAN: 948W330 (OEM: 160000) GRAY: 948W331 (OEM: 160003) CHROME: 948W332 (OEM: 160006)</p>	<p>LEFT PANEL BARS: TAN: 948W333 (OEM: 160002) GRAY: 948W334 (OEM: 160005) CHROME: 948W335 (OEM: 160008)</p>	<p>RIGHT PANEL BARS: TAN: 948W336 (OEM: 160001) GRAY: 948W337 (OEM: 160004) CHROME: 948W338 (OEM: 160007)</p>											



INDIVIDUAL PARTS / FAUCET REPAIRS





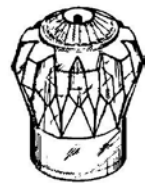
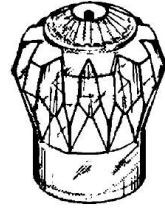

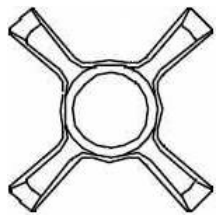
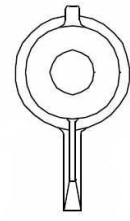


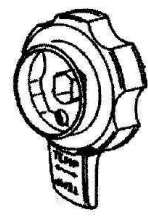

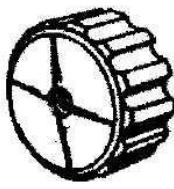

FAUCET HANDLES (cont.)

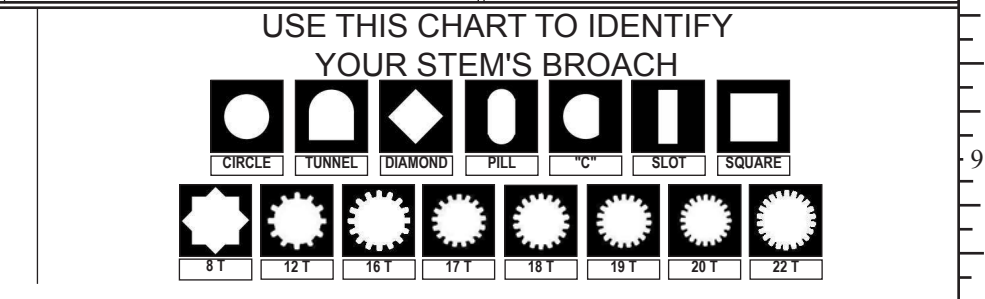
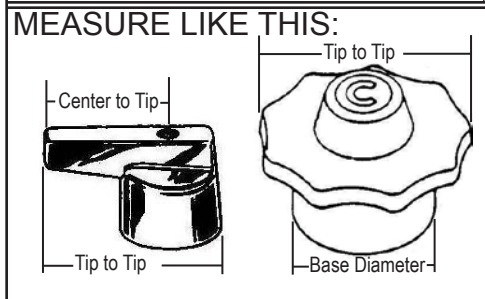
<p>KOHLER</p>  <p>PAIR: KO32AH (2" tall)</p> <p>SCREW: 226C003</p> <p>USED ON: Triton 2 handled bath and shower valves, some showers</p> <p>Base Diameter: 1-13/16" Center to Tip dimension: 2-1/2"</p>	<p>KOHLER</p>  <p>PAIR: KO13AH (OEM version - 1-1/2" tall)</p> <p>SCREW: 226C003</p> <p>USED ON: Triton Lav Faucets, others</p> <p>Base Diameter: 1-5/16" Center to Tip dimension: 1-7/8"</p>	<p>KOHLER</p>  <p>PAIR: KO13AHX (Economy handle pair with adapters - 1-1/2" tall)</p> <p>SCREW: 226C003</p> <p>USED ON: Triton Lav Faucets, others</p> <p>Base Diameter: 1-5/16" Center to Tip dimension: 1-7/8"</p>
<p>KOHLER</p>  <p>PAIR: KO06H</p> <p>HOT: KO3583 COLD: KO3582 BLANK: 9KO0989</p> <p>SCREW: 226C003</p> <p>USED ON: Ledge and concealed sink and lav faucets, some showers</p> <p>Center to Tip dimension: 1-7/8"</p>	<p>KOHLER</p>  <p>PAIR: KO15H</p> <p>USED ON: Shoreham sink and lav</p>  <p>Former style</p> <p>Center to Tip dimension: 1-3/4"</p>	<p>KOHLER</p>  <p>PAIR: KO36H</p> <p>USED ON: Shoreham shower and bath</p>  <p>Former style</p> <p>Center to Tip dimension: 2-1/2"</p>
<p>KOHLER</p>  <p>PAIR: KO12H</p> <p>USED ON: Lav faucets</p>	<p>KOHLER</p>  <p>PAIR: KO15PH (Clear plastic)</p> <p>USED ON: 2 handled bath and shower valves</p>	<p>KOHLER</p>  <p>PAIR: KO15AH (metal) SINGLE: 9KO0364 (metal)</p> <p>DIV: KO15AHD (metal)</p> <p>USED ON: Shower and bath</p>
<p>KOHLER</p>  <p>HOT: KO35021 COLD: KO35022</p> <p>USED ON: Constellation ledge sink</p>	<p>KOHLER</p>  <p>PAIR: KO31H</p> <p>USED ON: Triton II Lav faucets</p> <p>Base Diameter: 1-1/4"</p>	<p>KOHLER</p>  <p>PAIR: KO33H DIV: KO33HD</p> <p>USED ON: Triton II bath and shower valves</p>
<p>KOHLER</p>  <p>PAIR: 9KO3437</p> <p>USED ON: Triton II and Alterna Rite- temp mixing valves</p> <p>Tip to Tip dimension: 2-1/8"</p>	<p>KOHLER</p>  <p>PAIR: KO06AH SCREW: 226C003</p> <p>USED ON: Sink and lav faucets</p> <p>Tip to Tip dimension: 1-13/16"</p>	<p>KOHLER</p>  <p>PAIR: KO32H (Use with sliding sleeve)</p> <p>USED ON: 2 handled showers with sliding sleeve</p> <p>Tip to Tip dimension: 2-1/8"</p>
<p>KOHLER</p>  <p>OEM PAIR: KO30H GENERIC PAIR: KO30AH</p> <p>HOT: KO3597 COLD: KO3596</p> <p>DIV: 9KO0989</p> <p>SCREW: 226C003</p> <p>USED ON: 2 handled bath and shower valves</p> <p>Tip to Tip dimension: 2-5/8"</p>	<p>KOHLER</p>  <p>PAIR: 948K005</p> <p>HOT INDEX: 948K029 COLD INDEX: 948K030 BLANK INDEX: 948K031</p> <p>USED ON: Self closing lav and Drinking fountains</p> <p>Tip to Tip dimension: 2-5/8"</p>	<p>Notes:</p> 



INDIVIDUAL PARTS / FAUCET REPAIRS











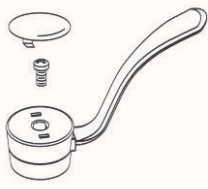

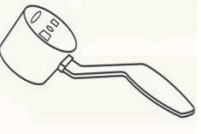



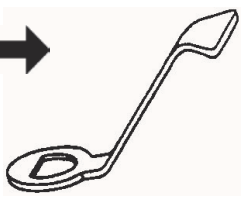





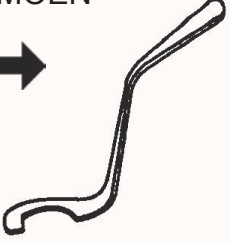
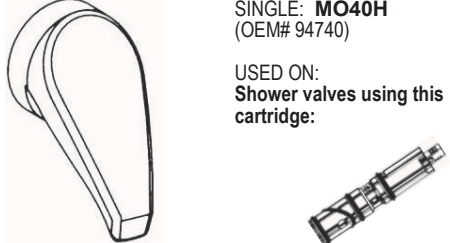
FAUCET HANDLES (cont.)

 <p>KOHLER WRIST BLADE HANDLES ARE SHOWN ON PAGE 1-38</p>	<p>KOHLER</p>  <p>SINGLE: 9K00503 (OEM# 22141)</p> <p>USED ON: Niedecken exposed mixing valve</p>	<p>KOHLER</p>  <p>SINGLE: 947K002 (OEM# 22920)</p> <p>SCREW: 947K001</p> <p>USED ON: Niedecken exposed mixing valve</p>
<p>KOHLER</p>  <p>PAIR: KO34HT (old style)</p> <p>SCREW: 226C003</p> <p>USED ON: Old style 2 handled lav, bath and shower valves</p>	<p>KOHLER</p>  <p>PAIR: 9K03127</p> <p>INDEX: 9K03099</p> <p>USED ON: Flair 2 handled lav and kitchen faucets</p>	<p>KOHLER</p>  <p>PAIR: KO34H (oem)</p> <p>PAIR: KO34HT (Economy Handle pair with adapters)</p> <p>USED ON: Flair 2 handled bath and shower valves</p>
 <p>KOHLER SINGLE LEVER HANDLES ARE SHOWN ON PAGE 1-40</p>	<p>LEONARD</p>  <p>SINGLE: 9LE0107 (OEM# 57K)</p> <p>INDEX: 9LE0106 (OEM# 57L-CP)</p> <p>USED ON: Mixing valves</p>	<p>LEONARD</p>  <p>SINGLE: 9LE0104 (OEM# MU5D)</p> <p>INDEX: 9LE0106 (OEM# 57L-CP)</p> <p>USED ON: Mixing valves</p>
<p>LOGAN (ACORN)</p>  <p>SINGLE: 938L003</p> <p>BLANK INDEX: 938L020 HOT INDEX: 938L001 COLD INDEX: 938L002</p> <p>SCREWS: 938L008 (Bag of 10 screws)</p> <p>USED ON: Penal shower valves</p>	<p>MIXET</p>  <p>SINGLE: 9MX0029 (OEM# MRH-CLR)</p> <p>USED ON: Clear volume handle for shower valves</p>	<p>MIXET</p>  <p>SINGLE: 9MX0031 (OEM# MTH-CLR)</p> <p>USED ON: Clear temperature handle for shower valves</p>
<p>MIXET</p>  <p>SINGLE: 9MX0060 (OEM# MLH-HH)</p> <p>USED ON: Metal loop temperature handle for shower valves</p>	<p>MIXET</p>  <p>SINGLE: 9MX0009 (OEM# MRH-MET)</p> <p>USED ON: Metal temperature handle for shower valves</p>	<p>MIXET</p>  <p>SINGLE: 9MX0030 (OEM# MLH-MET - metal)</p> <p>SINGLE: 9MX0011 (OEM# MLH-CP - plastic)</p> <p>USED ON: Temperature handle for shower valves</p>



INDIVIDUAL PARTS / FAUCET REPAIRS



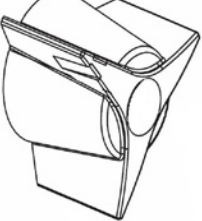
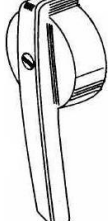
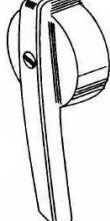
FAUCET HANDLES (cont.)

<p>MOEN</p> <p>SINGLE: MO06H</p> <p>USED ON: Round (old style) handle for Chateau shower faucets</p>   <p>SHOWER: LONG INSERT</p>	<p>MOEN</p> <p>SINGLE: MO07H</p> <p>USED ON: Round (old style) handle for Chateau lav faucets</p>   <p>LAV: SHORT INSERT</p>	<p>HANDLE PULLER FOR MOEN CARTRIDGES</p> <p>Solid brass construction - removes the complete cartridge.</p> <p>ALSO removes the core shell, should the core and shell become separated.</p>  <p>CAT NO: 5911120</p>
<p>MOEN</p> <p>SINGLE: MO08H (generic) 9MO0258 (OEM)</p> <p>USED ON: Egg handle for Chateau shower faucets</p>   <p>SHOWER: LONG INSERT</p>	<p>MOEN</p> <p>SINGLE: MO09H (generic) 9MO0259 (OEM)</p> <p>USED ON: Egg handle for Chateau lav faucets</p>   <p>LAV: SHORT INSERT</p>	 <p>All handles on this page are used with either Moen's plastic cartridge #1225 (Cat # 946P095), or brass cartridge #1200 (Cat # 946M095).</p>
<p>MOEN</p> <p>SINGLE: 9MO0088 (OEM# 2021)</p> <p>USED ON: 7300, and other kitchen faucets. (Includes index and screw)</p>  <p>FORMER STYLE: </p> <p>Center to Tip dimension: 4-1/2"</p>	<p>MOEN</p> <p>SINGLE: 9MO0079 (OEM# 1723)</p> <p>INDEX: 121C031</p> <p>SCREW: 226C002</p> <p>USED ON: Model 4400, 8450 and other single lever lav faucets</p>  <p>Center to Tip dimension: 2-3/4"</p>	<p>MOEN retainer clips</p>  <p>946M006 OEM: 883 (Chateau)</p> <p>946M007 OEM: 1883 (Chateau)</p> <p>946M009 OEM: 96914 (PosiTemp)</p>
<p>MOEN</p> <p>SINGLE: MO10H</p> <p>3 piece cap set (OEM# 96790)</p> <p>USED ON: Chateau single lever kitchen faucets</p> <p>USE WITH: 946M019</p> <p>FORMER STYLE: </p> 	<p>MOEN</p> <p>SINGLE: 946M019 (OEM# 10927)</p> <p>USED ON: Chateau single lever kitchen faucets</p> <p>USE WITH: MO10H</p>  <p>Center to Tip dimension: 4-3/4"</p>	<p>MOEN</p> <p>SINGLE: MO02H (OEM# 13393 - Lav)</p> <p>SINGLE: MO32H (OEM# 13499 - Shower)</p> <p>USED ON: Chateau faucets using this cartridge:</p>  <p>EasyGrip Handle</p>
<p>MOEN</p> <p>SINGLE: 9MO0610 (OEM# 92514)</p> <p>USED ON: Chateau single lever kitchen faucets</p> <p>USE WITH: 9MO0611</p> <p>DISCONTINUED</p> 	<p>MOEN</p> <p>SINGLE: 9MO0611 (OEM# 92361 / 10112)</p> <p>USED ON: Chateau single lever kitchen faucets</p> <p>USE WITH: 9MO0610</p> <p>DISCONTINUED</p> 	<p>MOEN</p> <p>SINGLE: MO39H (OEM# 100224)</p> <p>USED ON: Chateau shower valves using this cartridge:</p> 
<p>MOEN</p> <p>SINGLE: 9MO0614 (OEM# 14491)</p> <p>USED ON: Chateau single lever kitchen faucets</p> <p>USE WITH: 9MO0613</p> <p>Note: Top cap available separately: SP55854</p> 	<p>MOEN</p> <p>SINGLE: 9MO0613 (OEM# 14492)</p> <p>USED ON: Chateau single lever kitchen faucets</p> <p>USE WITH: 9MO0614</p> 	<p>MOEN</p> <p>SINGLE: MO40H (OEM# 94740)</p> <p>USED ON: Shower valves using this cartridge:</p> 



INDIVIDUAL PARTS / FAUCET REPAIRS

FAUCET HANDLES (cont.)

<p>MOEN</p>  <p>SINGLE: MO33H (OEM# 96884)</p> <p>USED ON: PosiTemp</p> 	<p>MOEN</p>  <p>SINGLE: MO38H (OEM# 14732)</p> <p>USED ON: PosiTemp</p> 	<p>MOEN</p>  <p>SINGLE: MO37H (OEM# 13291)</p> <p>USED ON: PosiTemp</p> 
<p>MOEN</p>  <p>SINGLE: MO34H (OEM# 100657)</p> <p>USED ON: PosiTemp</p> 	<p>MOEN</p>  <p>PAIR: MO05H (OEM# 100695)</p> <p>USED ON: Moentrol 2 handle lav and kitchen faucets</p> <p>USE WITH:</p> 	<p>MOEN</p>  <p>HOT: MO6611 COLD: MO6610</p> <p>USED ON: Moentrol 2 handle lav and kitchen faucets</p> <p>USE WITH: MO6606 Hot cartridge MO6607 Cold Cartridge MO6609 Torx Wrench</p>
<p>MOEN</p>  <p>SINGLE: 946M098 (OEM# 530)</p> <p>USED ON: Pre-cartridge faucets</p>	<p>MOEN Self Closing Faucet</p>  <p>This series has been discontinued by MOEN. Limited parts (including the cartridge,) are still available. The handle is no longer available.</p> <p>Cartridge: MO44TG (OEM: 16352)</p> 	<p>SELF CLOSING ADA PUSH CONVERSION KIT FOR MOEN FAUCETS</p> <p>Turns a Moen "pull and turn" faucet into a ADA approved PUSH faucet. Self closes as soon as the handle is released.</p>  <p>Kit includes: New self closing cartridge and clips, new "PUSH" handle, low flow aerator, and necessary adapters.</p> <p>CAT NO: MO1200C</p>
<p>POWERS</p>  <p>SINGLE: 9PR0173 (OEM: 420-481)</p> <p>INDEX: 121C091</p> <p>USED ON: Series 420R mixing valves (Models 3,4,5,6)</p>	<p>POWERS</p>  <p>SINGLE: 9PR0400 (OEM: 400-078)</p> <p>INDEX: 121C091</p> <p>USED ON: Various mixing valves</p>	<p>POWERS</p>  <p>SINGLE: 9PR0502 (WITH sleeve) (OEM: 420-243)</p> <p>SCREW: 227C028</p> <p>USED ON: Hydroguard mixing valves</p> 
<p>POWERS</p>  <p>SINGLE: 9PR0436 (OEM: 420-336)</p> <p>SCREW: 227C028</p> <p>USED ON: Biltmore 800 series mixing valves</p>	<p>POWERS</p>  <p>SINGLE: 9PR0200 (LESS sleeve) (OEM: 420-495)</p> <p>SCREW: 227C028</p> <p>USED ON: Hydroguard mixing valves</p>	<p>POWERS</p>  <p>SINGLE: 9PR0502 (WITH sleeve) (OEM: 420-243)</p> <p>SCREW: 227C028</p> <p>USED ON: Hydroguard mixing valves</p> 
<p>POWERS</p>  <p>SINGLE: 9PR0134 (OEM: 420-242)</p> <p>SCREW: 227C028</p> <p>USED ON: Hydroguard 427, 428, and other mixing valves</p>	<p>POWERS</p>  <p>SINGLE: 9PR0836 (OEM: 800-036)</p> <p>SCREW: 227C028</p> <p>USED ON: Biltmore 900 series mixing valves</p>	<p>POWERS</p>  <p>SINGLE: 9PR0936 (OEM: 900-036)</p> <p>SCREW: 227C028</p> <p>USED ON: Biltmore 900 series mixing valves</p>



INDIVIDUAL PARTS / FAUCET REPAIRS

FAUCET HANDLES (cont.)

1
2
3
4
5
6
7
8
9


PRICE PFISTER



PAIR: **PF05H**
SCREW: **227C007**
USED ON:
Crown Jewel
kitchen faucets

Center to Tip dimension: **1-3/4"**

PRICE PFISTER



PAIR: **PF15H**
SCREW: **227C007**
USED ON:
Crown Jewel
lavy and wallmount
faucets

Center to Tip dimension: **1-1/2"**

PRICE PFISTER



PAIR: **PF10H**
HOT: **PF4683**
COLD: **PF4684**
SCREW: **227C007**
USED ON:
Crown Imperial

Center to Tip dimension: **1-1/4"**

PRICE PFISTER



PAIR: **PF16H**
DIV: **9PF0277**
SCREW: **227C007**
USED ON:
Contempera lav and
mobile home showers

Tip to Tip dimension: **1-15/16"**

PRICE PFISTER



PAIR: **PF16AH**
DIV: **9PF0463**
SCREW: **227C007**
USED ON:
Verve lav and mobile
home showers

Height: **1-1/2"**
Center to Tip dimension: **7/8"**

PRICE PFISTER



PAIR: **PF17H**
H INDEX: **9PF0992**
C INDEX: **9PF0991**
SCREW: **227C002**
USED ON:
Windsor (small)

Height: **1-7/8"**
Center to Tip dimension: **15/16"**

PRICE PFISTER



PAIR: **9PF0395**
SCREW: **227C002**
USED ON:
Marquis sink and lav

Tip to Tip dimension: **2"**

PRICE PFISTER



PAIR: **9PF0411**
USED ON:
Contessa faucets

Tip to Tip dimension: **2-1/2"**

PRICE PFISTER



COLD: **9PF0411**
HOT: **9PF0415**
DIV: **9PF0419**

SCREW: **227C028**

USED ON:
Contessa bath & shower


PRICE PFISTER



SINGLE: **PF30H**
SCREW: **227C002**
USED ON:
BeauxArt
bath and shower

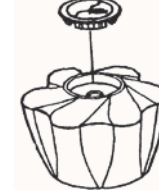
Tip to Tip dimension: **2-3/4"**

PRICE PFISTER



SINGLE: **9PF0332**
USED ON:
Beaux Art
bath & showers

PRICE PFISTER

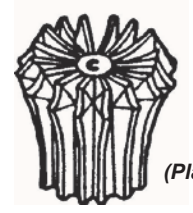


PAIR: **PF18H**
USED ON:
Lavy faucets
(oem 940-404)

(Plastic)

Tip to Tip dimension: **2-3/4"**

PRICE PFISTER



PAIR: **PF32H**
DIV: **PF32HD**
USED ON:
Marquis bath & shower

(Plastic)

Tip to Tip dimension: **3"**

PRICE PFISTER



PAIR: **PF33H**
DIV: **PF33HD**
USED ON:
Contempera
bath & shower

(Metal)

Height: **2-1/4"**
Base Diameter: **2-1/2"**

PRICE PFISTER



PAIR: **PF37H**
DIV: **PF37HD**
USED ON:
Bath & shower
(oem 940-444)

(Plastic)

Tip to Tip dimension: **2-3/4"**

PRICE PFISTER



PAIR: **PF35H**
DIV: **PF35HD**
USED ON:
Windsor bath & shower

(Plastic)

Base Diameter: **2-1/2"**

PRICE PFISTER



PAIR: **PF36H**
DIV: **PF36HD**
USED ON:
Bath & shower

(Metal)

Base Diameter: **2-1/2"**

PRICE PFISTER



PAIR: **PF34H**
DIV: **PF34HD**
USED ON:
Verve bath & shower

(Metal)

Base Diameter: **2-3/4"**



INDIVIDUAL PARTS / FAUCET REPAIRS

FAUCET HANDLES (cont.)

PRICE PFISTER




SINGLE: **9PF0343**
USED ON:
Flow-Matic serv-all
sink & lav

PRICE PFISTER



SINGLE: **9PF0338**
USED ON:
Flow-Matic lav,
tub, and shower

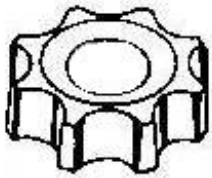
PRICE PFISTER



SINGLE: **9PF0344**
USED ON:
Flow-Matic
sink faucets

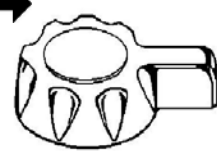
MORE PRICE PFISTER KITCHEN HANDLES
SHOWN ON PAGE 2-172

PRICE PFISTER



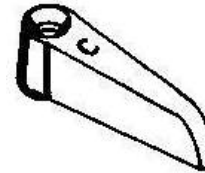
PAIR: **PF31H**
HOT: **PF4707**
COLD: **PF4706**
USED ON:
Crown Imperial Shower
(Use with PF31HD)

PRICE PFISTER



DIVERTER: **PF31HD**
USED ON:
Crown Imperial Shower
(Use with PF31H)

PRICE PFISTER



COLD: **9PF0325**
HOT: **9PF0327**
USED ON:
Crown Imperial Shower
(Use with PF31HD)

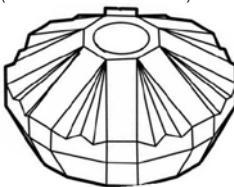
DIVERTER

PRICE PFISTER
(SINGLE - OLD STYLE)



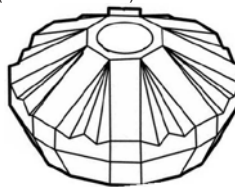
SINGLE: **PF44H**
(NON OEM)
USED ON:
Shower valves

PRICE PFISTER
(SINGLE - NEW STYLE)



SINGLE: **9PF0976**
(OEM: 940-950A
-less index button.)
(formerly 940-240))
SINGLE: **PF46H**
(NON-OEM - includes
index button.)

PRICE PFISTER
(MULTI HANDLE)

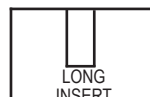


SINGLE: **9PF1976**
(OEM: 940-801)
PAIR: **PF45H**
(NON-OEM -
includes index buttons.)
DIVERTER: **PF45HD**
(NON-OEM -
includes index button.)

INDEXES SHOWN
ON PAGE 1-64



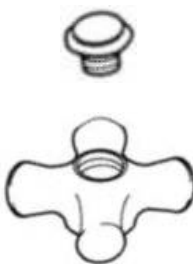
INDEXES SHOWN
ON PAGE 1-64



INDEXES SHOWN
ON PAGE 1-64



PRICE PFISTER



CROSS DECO SERIES:
BUTTONS:
C, white/chrome: **9PF3111**
C, white/pol brass: **9PF3112**
H, white/chrome: **9PF3113**
H, white/pol brass: **9PF3114**
Arrow, white/CP: **9PF3115**
Arrow, white/PB: **9PF3116**

CROSS
Chrome: **9PF3104**
Polished Brass: **9PF3105**
Porcelain: **9PF3106**



HUB
Chrome: **9PF3102**
Polished Brass: **9PF3103**

PRICE PFISTER

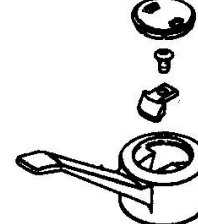


GRIP DECO SERIES:
GRIP
Chrome/white: **9PF3107**
Pol.brass/white: **9PF3108**
Chrome: **9PF3109**
Polished Brass: **9PF3110**



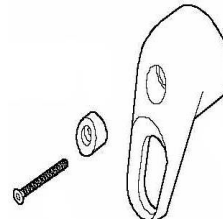
HUB
Chrome: **9PF3100**
Polished Brass: **9PF3101**

PRICE PFISTER



INDEX: **9PF1013**
SCREW: **9PF0831**
YOKE: **9PF1014**
HANDLE: **9PF1015**
USED ON:
Avante kitchen faucets

PRICE PFISTER



Please see page 1-40
for Price Pfister's
lever handle
variations for the
Avante shower valves

PRICE PFISTER




DECO FLANGE
Chrome: **9PF3117**
Polished Brass: **9PF3118**

PRICE PFISTER



FLAT FLANGE
Chrome: **9PF3119**
Polished Brass: **9PF3120**

PRICE PFISTER







SLEEVE
Chrome: **9PF3121**
Polished Brass: **9PF3122**



INDIVIDUAL PARTS / FAUCET REPAIRS








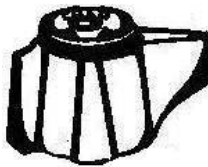

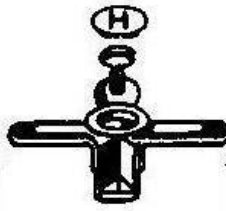








FAUCET HANDLES (cont.)

<p>REPCAL</p>  <p>PAIR: RC02HX (Economy handle pair with adapters)</p> <p>USED ON: Ledge sinks</p> <p>Center to Tip: 1-7/8"</p>	<p>REPCAL</p>  <p>PAIR: RC30H</p> <p>HOT: RC4885 COLD: RC4884</p> <p>USED ON: Bath & shower</p> <p>Tip to tip: 2-1/2"</p>	 <p>ALL HANDLES PACKED WITH SCREWS & INDEXES (WHERE APPLICABLE)</p>
<p>RICHMOND</p>  <p>PAIR: R111HX</p> <p>USED ON: Type "S" lavs, also fits Savoy back mount faucets</p> <p>Tip to Tip dimension: 2-3/4"</p>	<p>SAVOY</p>  <p>PAIR: SV02H</p> <p>SCREW: 227C017</p> <p>USED ON: Sink and lav faucets</p> <p>Center to Tip: 1-7/8"</p>	<p>SAVOY</p>  <p>HOT: SV6013 COLD: SV6014 (Solid brass)</p> <p>SCREW: 227C017</p> <p>USED ON: Sink and lav faucets</p> <p>Tip to tip: 2-1/2"</p>
<p>SAVOY</p>  <p>PAIR: SV01H</p> <p>DIV: SV6019</p> <p>SCREW: 227C017</p> <p>USED ON: Sink and lav faucets</p> <p>Center to Tip: 1-7/8"</p>	<p>SAVOY</p>  <p>HOT: SV5991 COLD: SV5992 (Solid brass)</p> <p>SCREW: 227C017</p> <p>USED ON: Sink and lav faucets</p> <p>Center to Tip: 1-7/8"</p>	<p>SAVOY</p>  <p>LOOP: SV6011 INDEX: 121C041</p> <p>SOLID: SV6012 (Solid brass)</p> <p>USED ON: Sink and lav faucets</p>
<p>SAYCO</p>  <p>PAIR: SC11H</p> <p>H Index: 121C035 C Index: 121C034</p> <p>SCREW: 227C003</p> <p>USED ON: Sink and lav faucets</p> <p>Center to tip: 1-3/8"</p>	<p>SAYCO</p>  <p>PAIR: SC33H</p> <p>H Index: 121C035 C Index: 121C034</p> <p>SCREW: 227C003</p> <p>USED ON: Bath and shower</p> <p>Base Diameter: 1-5/16"</p>	<p>SAYCO</p>  <p>PAIR: SC36H</p> <p>COLD: SC6970 HOT: SC6971</p> <p>USED ON: Sink and lav faucets</p> <p>Tip to tip: 2-1/2"</p>
<p>SAYCO</p>  <p>EACH: 9SC0215</p> <p>H Index: 121C035 C Index: 121C034</p> <p>SCREW: 227C003</p> <p>USED ON: Sink and lav faucets</p>	<p>SAYCO</p>  <p>PAIR: SC34H</p> <p>USED ON: Lav, bath, and shower valves</p> <p>Base Diameter: 1-5/16"</p>	<p>SCHAIBLE</p>  <p>EACH: SY02H</p> <p>HOT: AK287 COLD: AK286</p> <p>USED ON: Deck sink and concealed sink faucets</p> <p>Center to tip: 2-1/8"</p>
<p>SPEAKMAN</p>  <p>PAIR: SP03H</p> <p>Height: 1-1/2" Center to Tip dimension: 7/8"</p> <p>USED ON: Lavy faucets</p>	<p>SPEAKMAN</p>  <p>PAIR: SP04H</p> <p>HOT: SP5793 COLD: SP5792</p> <p>USED ON: Backmount sinks</p>	<p>SPEAKMAN</p>  <p>FORMER DESIGN</p> <p>PAIR: SP07H</p> <p>USED ON: Kent sink, and center set lav faucets</p> <p>Center to tip: 1-5/16"</p>



INDIVIDUAL PARTS / FAUCET REPAIRS

FAUCET HANDLES (cont.)

<p>SPEAKMAN</p>  <p>SINGLE: 947P003 SCREW: 947P011</p> <p>USED ON: Commander and Diamond concealed mixometers</p>	<p>SPEAKMAN</p>  <p>HOT: 949P007 COLD: 949P008</p> <p>USED ON: Easy-Push metering lavys</p>  <p>PAIR: SP03H</p> <p>Height: 1-1/2" Center to Tip dimension: 7/8"</p>	<p>SPEAKMAN</p>  <p>PAIR: SP08H</p> <p>USED ON: Commander II mop sinks (for ceramic stems)</p> <p><i>(Includes adapters for skinny broached stems, and CP sleeves to hide brass stems.)</i></p>  <p>PAIR: SP30H</p> <p>USED ON: Commander II mop sinks (for compression stems)</p>
<p>STERLING FAUCET</p>  <p>PAIR: SF01H</p> <p>USED ON: Ledge and backmount sinks and lavs</p>	<p>STERLING FAUCET</p>  <p>PAIR: SF06H (OEM handle pair)</p> <p>SCREW: 227C008</p> <p>USED ON: Accent trim lav faucets and showers</p>	<p>STERLING FAUCET</p>  <p>PAIR: SF06HX (Economy handle pair with adapters)</p> <p>SCREW: 227C008</p> <p>USED ON: Accent trim lav faucets and showers</p>
<p>STERLING FAUCET</p>  <p>PAIR: SF02H</p> <p>USED ON: All Tempoline series valves</p>	<p>STERLING FAUCET</p>  <p>PAIR: SF10H</p> <p>HOT: SF5383 COLD: SF5382</p> <p>USED ON: 22-810 series & S600 bath and shower</p>	<p>STERLING FAUCET</p>  <p>PAIR: SF30H</p> <p>USED ON: Accent trim lav faucets and showers</p>
<p>STREAMWAY</p>  <p>PAIR: SW01H</p> <p>USED ON: Lav & sink faucets</p>	<p>STREAMWAY</p>  <p>PAIR: SW10H</p> <p>USED ON: Lav & sink faucets</p>	<p>SYMMONS</p>  <p>SINGLE: 947S232 (OEM: T30)</p> <p>USED ON: Temptrol diverter volume handle</p>
<p>SYMMONS</p>  <p>SINGLE: 947S212 (OEM: T31)</p> <p>SCREW: 947S211</p> <p>USED ON: Temptrol tub & shower (use with TA-10 cartridge)</p>	<p>SYMMONS</p>  <p>SINGLE: 947S001 (OEM: RC14)</p> <p>USED ON: Safetymix tub & shower (use with C-5 cartridge)</p>	<p>SYMMONS</p>  <p>SINGLE: 947S320 (OEM: RC14X)</p> <p>USED ON: Temptrol tub & shower (use with TA-10 cartridge)</p>
<p>SYMMONS</p>  <p>SINGLE: 947S048 (OEM: T 101)</p> <p>USED ON: Temptrol tub & shower (use with TA-10 cartridge)</p>	<p>SYMMONS</p>  <p>SINGLE: 947S667 (OEM: T3 31S)</p> <p>USED ON: Temptrol tub & shower (use with TA-10 cartridge)</p>	<p>SYMMONS</p>  <p>SINGLE: 947S668 (OEM: T3 31L)</p> <p>USED ON: Temptrol tub & shower (use with TA-10 cartridge)</p>



INDIVIDUAL PARTS / FAUCET REPAIRS



FAUCET HANDLES (cont.)

1
2
3
4
5
6
7
8
9

SYMMONS

SINGLE: **947S669**
(OEM: KN 3BRB)



USED ON:
S-20 faucets
(use with 947S604
cartridge)
(OEM: KN-4)

SYMMONS

SINGLE: **947S671**
(OEM: LN 135)



USED ON:
S-20 faucets
(use with 947S604
cartridge)
(OEM: KN-4)

SYMMONS

SINGLE: **947S670**
(OEM: KN 3RB)



USED ON:
S-20 faucets
(use with 947S604
cartridge)
(OEM: KN-4)

SYMMONS

SINGLE: **947S661**
(OEM: LN 122)

USED ON:
S-20 faucets
(use with 947S604
cartridge)
(OEM: KN-4)






SYMMONS

SINGLE: **947S662**
(OEM: LL 18)

USED ON:
S-60 Scot faucets
'84-2000
(use with 947S660
cartridge)
(OEM: LL-1A)

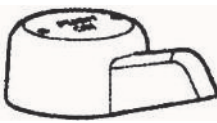

DISCONTINUED

SYMMONS

SINGLE: **947S663**
(OEM: LL 104)



USED ON:
S-60 Scot faucets
2000+
(use with 947S660
cartridge)
(OEM: LL-1A)

SYMMONS

SINGLE: **947S664**
(OEM: LT 37)

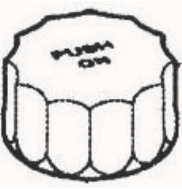

USED ON:
S-61 faucets '94-2000
(use with LT-1A
cartridge)

SYMMONS

SINGLE: **947S665**
(OEM: LT 100)



USED ON:
S-61 faucets 2001+
(use with 947S660
cartridge)
(OEM: LL-1A)

SYMMONS

SINGLE: **947S666**
(OEM: L 2)

USED ON:
Temptrol faucets '74-'99
(use with 9SM0504
cartridge)
(OEM: L-4A)





SYMMONS

SINGLE: **947S091**
(OEM: J 3)

USED ON:
Safetymix"ette"
shower valve '64-'69
(use with 947S092
cartridge)
(OEM: J-4)

Center to tip: **1-5/8"**



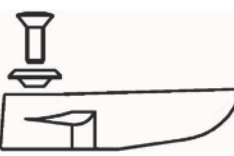
T & S BRASS

OEM PAIR: **TS05H**
GENERIC PAIR: **CL05H**

HOT: **TS23F**
COLD: **TS24F**

H Index: **TS173F**
C Index: **TS172F**
SCREW: **227C008**

USED ON:
**Pre-rinse units and
kitchen faucets**

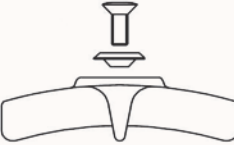


T & S BRASS

SINGLE: **TS175F**
4 ARM FAUCET HANDLE
(LESS INDEX, LESS
SCREW)
(OEM: 2521-45)

H Index: **TS173F**
C Index: **TS172F**
SCREW: **227C008**

USED ON:
Lab faucets




T & S BRASS

SINGLE: **TS5L**
4 ARM LAB HANDLE
(LESS INDEX, LESS
SCREW) (OEM: 59-40)

USED ON:
Lab faucets

SNAP IN INDEXES:
TS161F (cold - blue)
TS162F (hot - red)
TS163F (cold - green)
TS164F (air - green)
TS165F (vac - yellow)
TS166F (gas - blue)

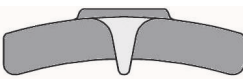


T & S BRASS

SINGLE: **TS193L**
BLACK VIKING HANDLE
(LESS INDEX, LESS
SCREW) (OEM: 193L)

USED ON:
Lab faucets

SNAP IN INDEXES:
TS161F (cold - blue)
TS162F (hot - red)
TS163F (cold - green)
TS164F (air - green)
TS165F (vac - yellow)
TS166F (gas - blue)

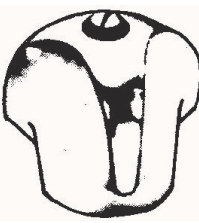


T & S BRASS

COLD: **TS180F**
HOT: **TS181F**
LAVATORY HANDLE
(WITH INDEX)
(OEM: 180F, 181F)

H Index: **TS173F**
C Index: **TS172F**
SCREW: **227C008**

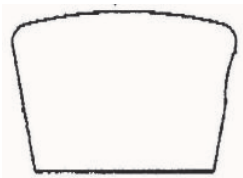
USED ON:
Lab faucets



T & S BRASS

PLAIN: **TS14193**
HOT: **TS14194**
COLD: **TS14195**

USED ON:
Push style faucets




T & S BRASS

SINGLE: **TS76F**
CLEAR ALPINE HANDLE
(LESS INDEX)
(OEM:)

H Index: **TS171F**
C Index: **TS170F**
Blank: **TS169F**

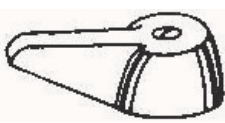
USED ON:
Lab faucets



UNION BRASS

PAIR: **UB06HX**
(Economy handle pair
with adapters)

USED ON:
**Various ledge sink and
backmount sink and lav
faucets**



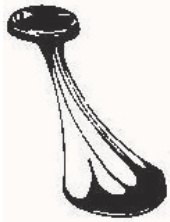
(Similar to picture)



INDIVIDUAL PARTS / FAUCET REPAIRS

FAUCET HANDLES (cont.)

VALLEY



SINGLE: **VL06H**
USED ON:
Single lever
sink and lav faucets

VALLEY



SINGLE: **VL03H**
USED ON:
Single lever
lav faucets

VALLEY



SINGLE: **VL04H**
USED ON:
Single lever
kitchen faucets

VALLEY



SINGLE: **VL05H**
USED ON:
Single lever
sink and lav faucets

VALLEY



Height: 1-3/4"

PAIR: **VL01H**
(Includes inserts)
INSERT ONLY:
9VL0088

USED ON:
2 handled
sink and lav faucets

VALLEY




Height: 3"

PAIR: **VL07H**
(Includes inserts)
INSERT ONLY:
9VL0088

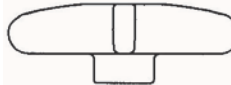
USED ON:
2 handled
tub and shower

VALLEY



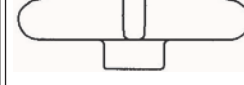
PAIR: **VL02H**
USED ON:
2 handled
sink and lav faucets

WATERSAVER



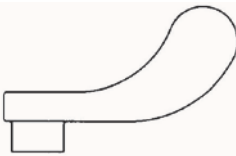
EACH: **WS01H**
(less index)
(OEM: BA 013 TS)
USED ON:
All Watersaver faucets

WATERSAVER



EACH: **WS02H**
(OEM: BA 013 TS)
USED ON:
All Watersaver faucets

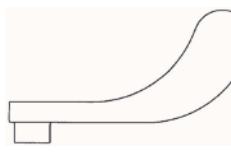
WATERSAVER



EACH: **WS03H**
(less index)
(OEM: BA 037 TS)
USED ON:
All Watersaver faucets

Center to Tip: 2-1/2"

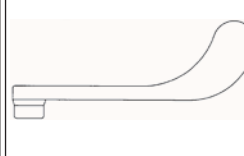
WATERSAVER



EACH: **WS06H**
(less index)
(OEM: BA 039 TS)
USED ON:
Self closing
Watersaver faucets

Center to Tip: 4"

WATERSAVER




EACH: **WS07H**
(less index)
(OEM: BA 037 TS)
USED ON:
Various ledge sink and
bar mount sink and lav
faucets

Center to Tip: 6"

Notes:



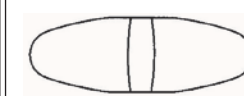
WATERSAVER



EACH: **WS04H**
(less index)
(OEM: BA 013 TS)
USED ON:
All Watersaver faucets

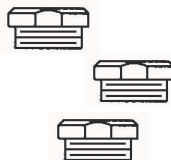
USE WS03H (ABOVE)

WATERSAVER



EACH: **WS12H**
(less index)
(OEM: PA 021 TS)
Nylon handle
USED ON:
All Watersaver faucets

WATERSAVER



INDEX BUTTONS:
121C042 (cold - green)
121C043 (hot - red)
121C044 (vac - yellow)
121C047 (air - orange)
121C041 (DW - white)

YOUNGSTOWN



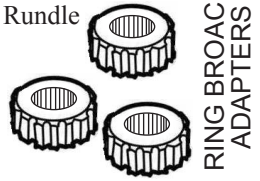
PAIR: **YT04H**
EACH: **YT6840**
USED ON:
Ledge sink faucets



INDIVIDUAL PARTS / FAUCET REPAIRS

FIT ALL PORCELAIN CROSS HANDLES

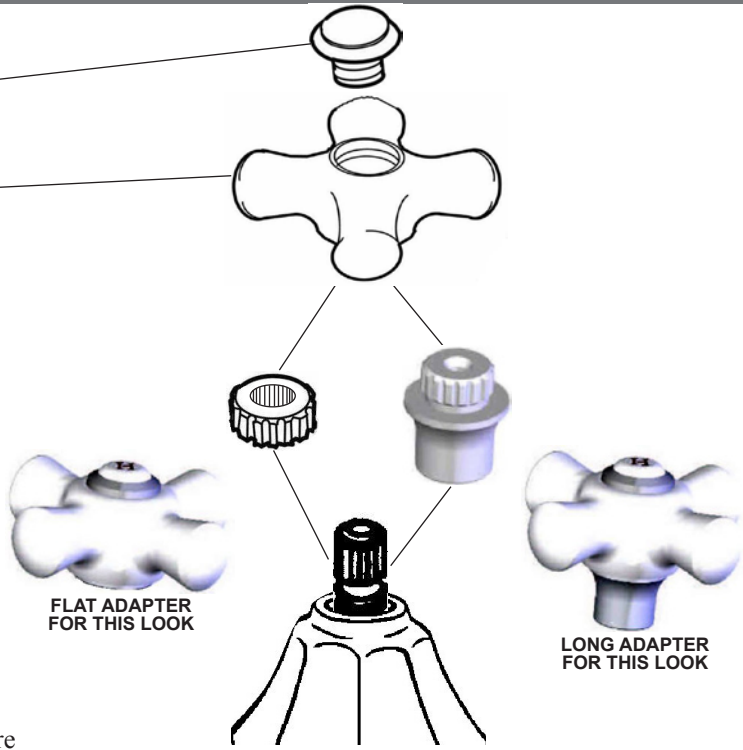
CAT NO.	FITS:		
261M030	"C" porcelain/chrome button		
261M031	"H" porcelain/chrome button		
261M032	Arrow porcelain/chrome button		
9 PF 3112	"C" porcelain/brass button		
9 PF 3114	"H" porcelain/brass button		
9 PF 3116	Arrow porcelain/brass button		
261M000	Porcelain cross handle (fits any broach adapter listed below)		
261M001	American Standard (7/16")		22pt
261M002	Briggs		18pt
261M003	Central Brass/Harden		16pt
261M004	Crane/Universal Rundle		12pt
261M005	Kohler		19pt
261M006	Gerber/Sayco		16pt
261M007	Savoy		15pt
261M008	Speakman		20pt
261M009	Sterling		16pt
261M010	Wolverine		15pt
261M011	European		20pt
261M012	Crane (Dial-Eze)		12pt
261M020	American Standard (7/16")		22pt
261M021	Briggs		18pt
261M022	Central Brass/Harden		16pt
261M023	Kohler		19pt
261M024	Price Pfister		12pt
261M025	Speakman		20pt
261M026	Savoy		15pt
261M027	Square		square



RING BROACH ADAPTERS



TALL BROACH ADAPTERS



INDEXES FOR FAUCET HANDLES

ACORN / LOGAN



DIAMETER: 7/8"

BLANK: 938L020
HOT: 938L001
COLD: 938L002

AMERICAN STANDARD



DIAMETER: 5/8"

HOT: 939C004
COLD: 939C003
BLANK: 9AS0827



DIAMETER: 21/32"
(CHROME)

HOT: 121C075
COLD: 121C076
ARROW: 121C051



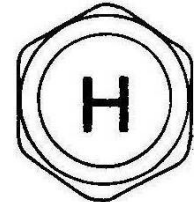
DIAMETER: 21/32"
(COLORED)

PAIR: 9AS1038



DIAMETER: 13/16"

ARROW: 121C053
HOT: 939C001
COLD: 939C002



DIAMETER: 15/16"


HOT: 949A001
COLD: 949A002

AMERICAN STANDARD



DIAMETER: 1-5/16"

ARROW: 121C056
HOT: 121C055
COLD: 121C054



DIAMETER: 1-7/16"

SINGLE: 121C057

ARROWHEAD



DIAMETER: 1-5/16"

ARROW: 121C091
HOT: 121C089
COLD: 121C090

BRIGGS



DIAMETER: 19/32"

RING ONLY: 121C003



DIAMETER: 1-7/16"

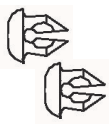
HOT: 121C005
COLD: 121C004



INDIVIDUAL PARTS / FAUCET REPAIRS

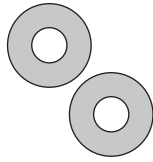
INDEXES FOR FAUCET HANDLES (cont.)

CHICAGO



DIAMETER: 1/4"

9CF3360
(CONTAINS RED & BLUE BUTTONS)



DIAMETER: 1/2"

HOT: **9CF0578**
COLD: **9CF0580**



DIAMETER: 3/4"

HOT: **121C007**
COLD: **121C008**

CRANE



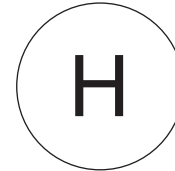
DIAMETER: 1/2"

HOT: **121C059**
COLD: **121C058**




DIAMETER: 1/2"

HOT: **121C061**
COLD: **121C060**



DIAMETER: 7/8"

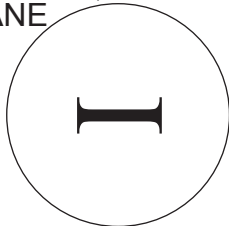
HOT: **121C093**
COLD: **121C094**



DIAMETER: 1-1/16"

HOT: **121C063**
COLD: **121C062**

CRANE



DIAMETER: 1-5/32"

HOT: **121C065**
COLD: **121C064**

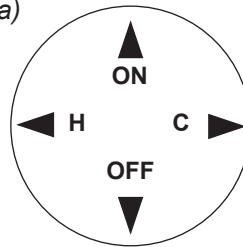
CRESTLINE

(also used on Delta)



DIAMETER: 1"

HOT: **121C115**
COLD: **121C116**



DIAMETER: 1-1/4"

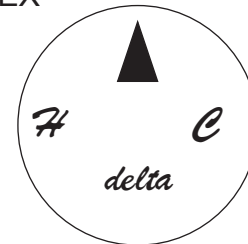
SINGLE: **121C117**

DELTA / DELEX



DIAMETER: 1/2"


PAIR: **121C012**



DIAMETER: 1-1/4"

SINGLE: **121C011**

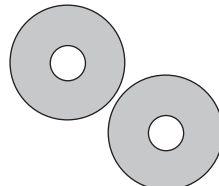
ELJER



DIAMETER: 21/32"

PAIR: **121C075**

FISHER



DIAMETER: 3/4"

HOT: **121C017**
COLD: **121C016**

GERBER



DIAMETER: 1"

PAIR: **121C021**
DIVERTER: **121C006**



DIAMETER: 1-5/16"


SINGLE: **121C020**



DIAMETER: 1-7/16"

HOT: **121C019**
COLD: **121C018**

HARCRAFT



DIAMETER: 1-7/32"

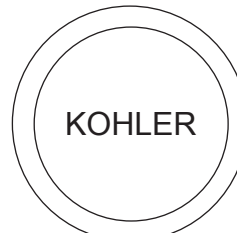
HOT: **121C023**
COLD: **121C024**

KOHLER




DIAMETER: 13/16"

COLD: **121C066**
HOT: **121C067**



DIAMETER: 1-7/32"

EACH: **121C068**





















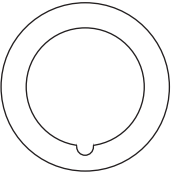














DIAMETER: 1-3/8"

EACH: **121C073**



INDIVIDUAL PARTS / FAUCET REPAIRS

INDEXES FOR FAUCET HANDLES (cont.)

1	MOEN DIAMETER: 1-9/16" EACH: 121C031  		PRICE PFISTER   DIAMETER: 1-1/16" PAIR: 121C075 ARROW: 121C077 BLANK: 121C078		  DIAMETER: 15/16" EACH: 121C092	  DIAMETER: 15/16" HOT: 121C081 COLD: 121C080 ARROW: 121C082	  DIAMETER: 1-5/32" HOT: 121C087 COLD: 121C086 P/P: 121C088
	POWERS   DIAMETER: 1-7/16" BLANK: 121C091	PRICE PFISTER   DIAMETER: 1-7/16" HOT: 121C089 COLD: 121C090 BLANK: 121C091		PRICE PFISTER AVANTE HANDLE INDEXES: (For handles shown at right)  OLD STYLE  NEW STYLE   BUTTON  RING BUTTONS: Old style plastic button: 9PF0979 New style chrome button: 9PF1061 New style arrow button: 9PF1062 RINGS: Ring, all blue: 9PF1063 Ring, all red: 9PF1064 Ring, blue & red: 9PF1065			
PRICE PFISTER BODYGUARD SHOWER HANDLE INDEX BUTTON   EACH: 9PF0997 MORE INFORMATION ON THIS VALVE ON PAGE 1-66	PRICE PFISTER   DIAMETER: 1-3/8" EACH: 121C085	PRICE PFISTER  DIAMETER: 1-1/16" HOT: 9PF0992 COLD: 9PF0991 ARROW: 9PF0993	SAYCO  DIAMETER: 1-5/16" HOT: 121C035 COLD: 121C034 DIV: 121C039	SAYCO   DIAMETER: 9/16" HOT: 121C037 COLD: 121C036			
CREST GOOD CARRIES HUNDREDS OF INDEX BUTTONS NOT SHOWN ON THESE PAGES. CALL, FAX, OR EMAIL US WITH AN OEM NUMBER, OR SEND US A SAMPLE.	PRICE PFISTER  DIAMETER: 1-1/16" HOT: 9PF0992 COLD: 9PF0991 ARROW: 9PF0993	SAVOY  FOR LOOP HANDLE: RED/BLUE: 121C049 FOR SOLID HANDLE: RED/BLUE: 121C069	STERLING  DIAMETER: 1-1/8" HOT: 121C157 COLD: 121C158				
	T&S BRASS  COLORED RINGS: DIAMETER: 3/4" TS173F (hot - red) TS172F (cold - blue)	SNAP IN INDEXES: TS161F (cold - blue) TS162F (hot - red) TS163F (cold - green) TS164F (air - green) TS165F (vac - yellow) TS166F (gas - blue) TS167F (D.W. - white)	WATERSAVER DIAMETER: 3/4"   121C042 (cold - green) 121C043 (hot - red) 121C044 (vac - yellow) 121C047 (air - orange) 121C041 (DW - white)				

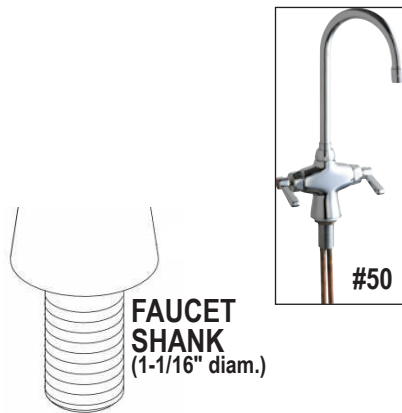


INDIVIDUAL PARTS / FAUCET REPAIRS

FAUCET MOUNTING SUPPLIES

MOUNTING ACCESSORIES

FOR SINGLE HOLE CHICAGO FAUCETS



FAUCET SHANK
(1-1/16" diam.)

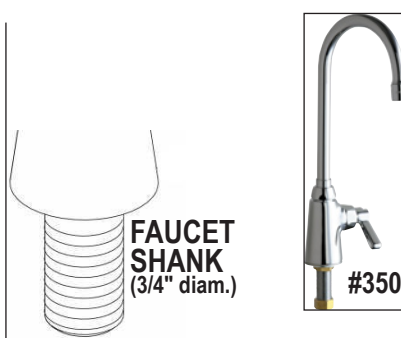
#50



9CF0099 STEEL WASHER (50-014)



9CF0091 LOCK NUT (50-003)



FAUCET SHANK
(3/4" diam.)

#350



9CF0106 RUBBER WSHR (52-007)



9CF6802 STEEL WSHR (807-112)



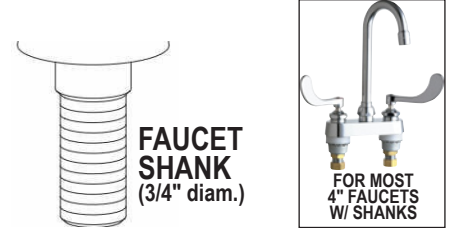
9CG0169 BRASS NUT
393Z004 PLASTIC NUT



348C002 SUPPLY NUT

MOUNTING ACCESSORIES

FOR FAUCETS WITH 1/2" SHANKS



FAUCET SHANK
(3/4" diam.)

FOR MOST 4" FAUCETS W/ SHANKS



9CF0106 RUBBER WSHR (52-007)



9CF0966 SPACER (515-313)



842C001 DEEP ROSETTE
842C002 FLAT ROSETTE

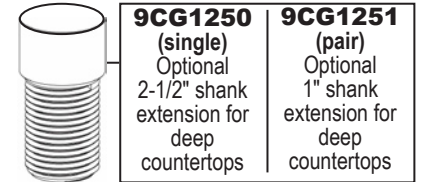


9CG0169 BRASS NUT
393Z004 PLASTIC NUT



348C002 SUPPLY NUT

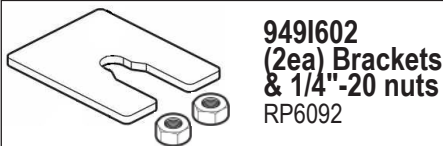
CL111 2pc of these three items



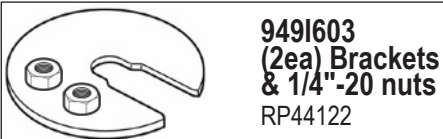
9CG1250 (single) Optional 2-1/2" shank extension for deep countertops
9CG1251 (pair) Optional 1" shank extension for deep countertops

MOUNTING ACCESSORIES

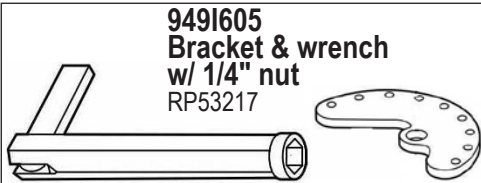
FOR DELTA FAUCETS



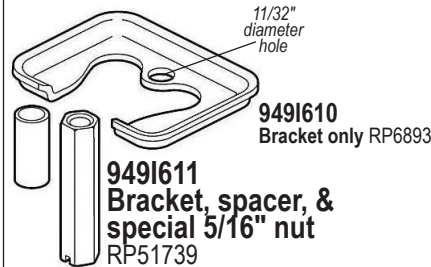
9491602 (2ea) Brackets & 1/4"-20 nuts
RP6092



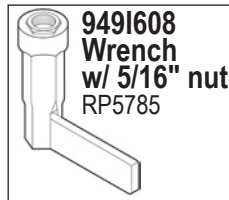
9491603 (2ea) Brackets & 1/4"-20 nuts
RP44122



9491605 Bracket & wrench w/ 1/4" nut
RP53217



9491611 Bracket, spacer, & special 5/16" nut
RP51739



9491608 Wrench w/ 5/16" nut
RP5785



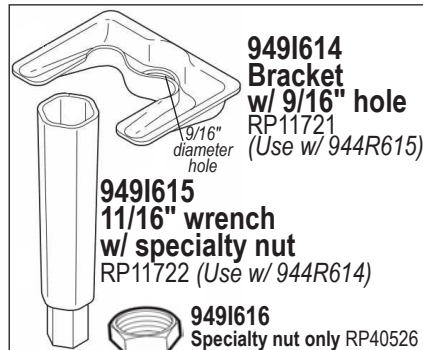
393Z004 Plastic lock nut for 1/2" shank
RP21945



9491606 (2ea) Discs & 3/8"-16 nuts
RP6001



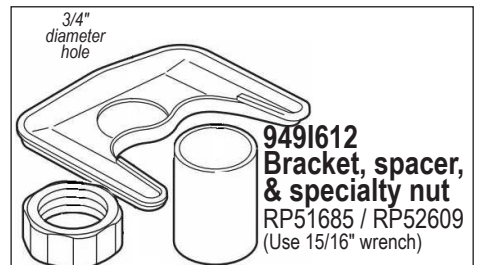
9491607 (2ea) 3/8"-16 plastic nuts
RP41667



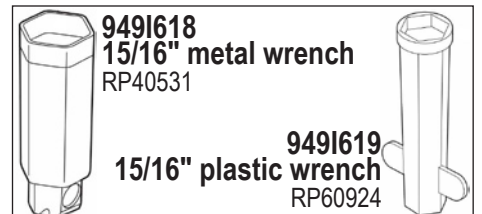
9491614 Bracket w/ 9/16" hole
RP11721 (Use w/ 944R615)

9491615 11/16" wrench w/ specialty nut
RP11722 (Use w/ 944R614)

9491616 Specialty nut only RP40526



9491612 Bracket, spacer, & specialty nut
RP51685 / RP52609 (Use 15/16" wrench)



9491618 15/16" metal wrench
RP40531

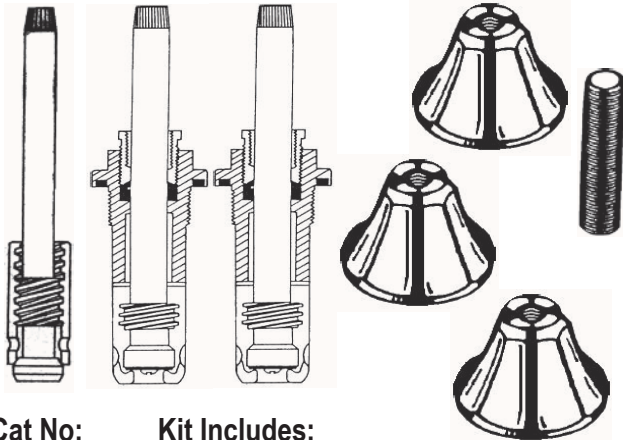
9491619 15/16" plastic wrench
RP60924



INDIVIDUAL PARTS / FAUCET REPAIRS

PRE-PACKED TRIM KITS AND ESCUTCHEONS

AMERICAN STANDARD



Cat No: **ASTK02** H&C stems, 2 flanges, 2 nipples.
ASTK03 H&C stems, diverter stem, 3 flanges, and 3 nipples.

(HANDLES SOLD SEPARATELY, PAGES 1-42--1-44)

AMERICAN STANDARD



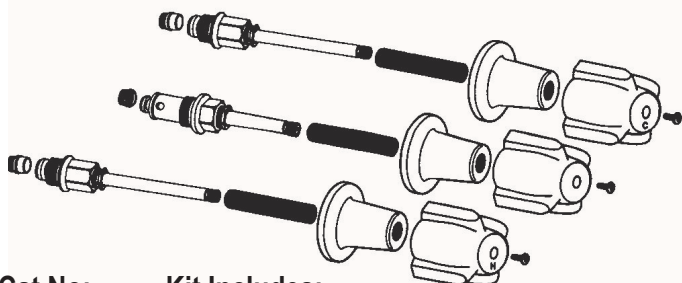
Cat No: 712C012 Escutcheon flange (2-7/8" OD)
 761B020 Escutcheon nipple (brass)

BRIGGS



Cat No: 712C009 Escutcheon flange (2-7/8" OD)
 761B001 Escutcheon nipple (brass)

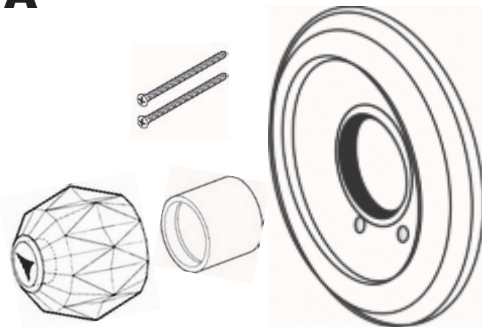
CENTRAL BRASS



Cat No: **CBTK2** H&C stems & handles, 2 flanges, and 2 nipples.
CBTK3 H&C stems & handles, diverter stem and handle, 3 flanges, and 3 nipples.

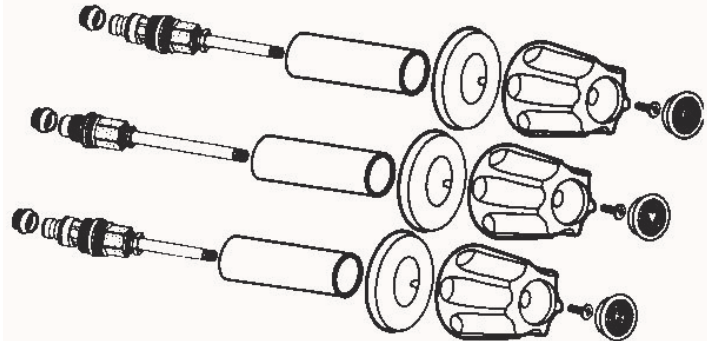
(METAL CANOPY HANDLES INCLUDED.)

DELTA



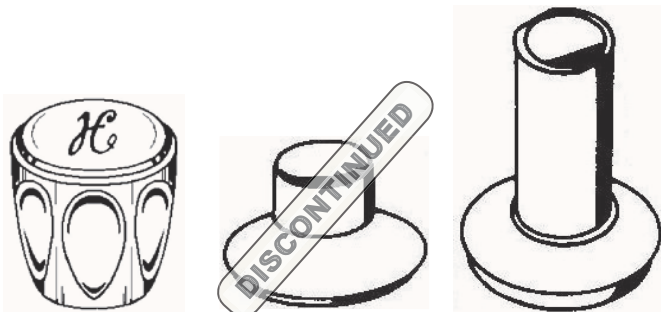
Cat No: **DETK1** **Kit Includes:** Escutcheon, clear knob handle, 2 escutcheon screws, 1 escutcheon tube

GERBER



Cat No: **GBK2** H&C stems, seats & handles, 2 flanges, 2 sleeves, and 2 nipples.
GBK3 H&C stems, seats & handles, diverter, seat & handle, 3 flanges, sleeves, nipples.
 (METAL CANOPY HANDLES INCLUDED.)

HARCRAFT



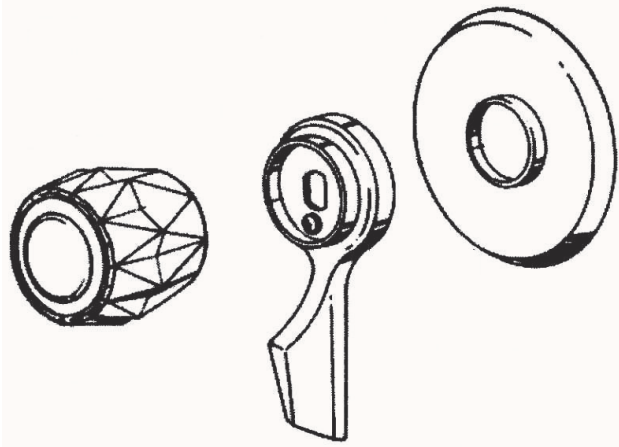
Cat No: **HA33H** H & C Handles
HA33HD Diverter Handle
711C014 Short escutcheon **discontinued**
711C015 Tall escutcheon



INDIVIDUAL PARTS / FAUCET REPAIRS

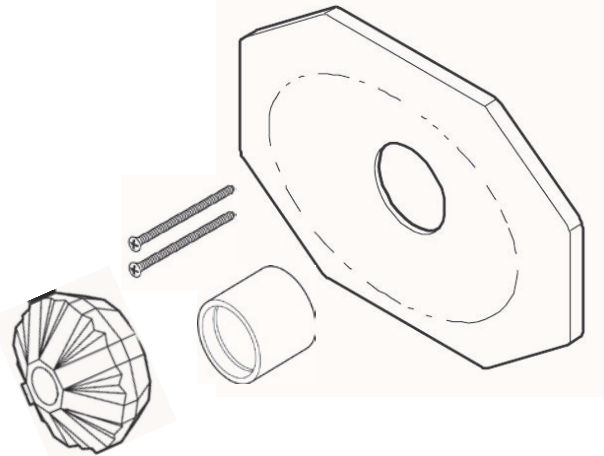
PRE-PACKED TRIM KITS AND ESCUTCHEONS

MIXET



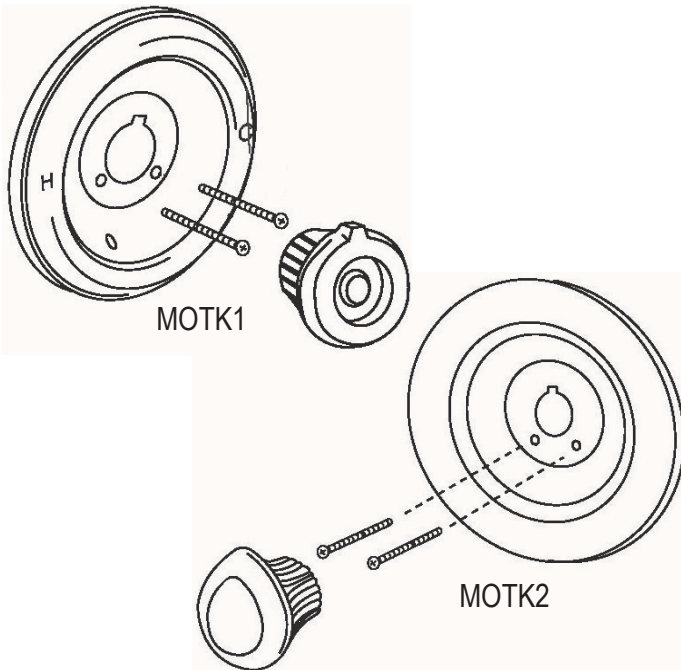
Cat No: **MXTK1** **Kit Includes:** 5-1/2" escutcheon, clear volume handle, chrome plastic temperature handle, handle screw.

PRICE PFISTER



Cat No: **PFTK1** **Kit Includes:** 8 sided escutcheon, clear handle, escutcheon tube, and two escutcheon screws.

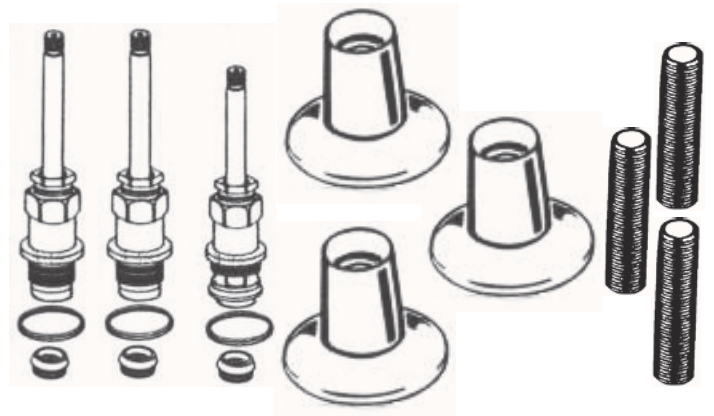
MOEN



Cat No: **M0TK1** **Kit Includes:** DEEP escutcheon, round clear volume handle & screw, chrome escutcheon tube, 2 escutcheon screws.

M0TK2 FLAT escutcheon, teardrop clear volume handle & screw, chrome escutcheon tube, 2 escutcheon screws.

PRICE PFISTER



Cat No: **PFTR2** **Kit Includes:** H&C stems, 2 flanges, 2 nipples.
PFTR3 H&C stems, diverter stem, 3 flanges, and 3 nipples.
(HANDLES SOLD SEPARATELY, PAGES 1-56--1-57)

Notes:

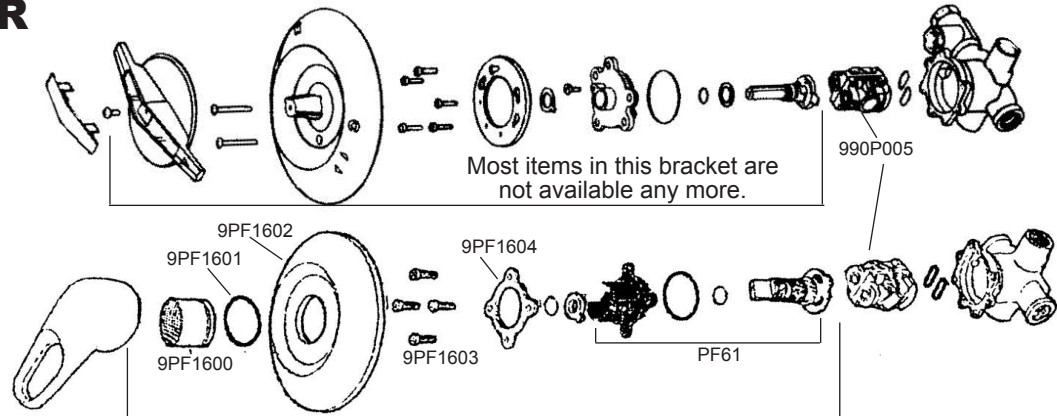


INDIVIDUAL PARTS / FAUCET REPAIRS

TRIM KITS AND ESCUTCHEONS


PRICE PFISTER

The Bodyguard pressure balancing bath valve has been re-designed by Price Pfister. Most old styles are no longer available. Use the PF60 conversion kit to rebuild this valve, using any of the new style handles shown on page 1-34.



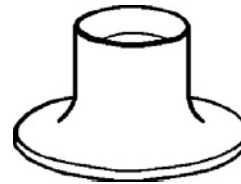
PF60 Conversion Kit: Includes everything in this bracket (but NOT the handle-- order from handles shown on page 1-40)

PRICE PFISTER



Cat No: Description:
 712C011 Escutcheon flange (2-7/8" OD)
 761P006 Escutcheon nipple (plastic)

PRICE PFISTER



Cat No: Description:
 711C018 Escutcheon for widespread faucets

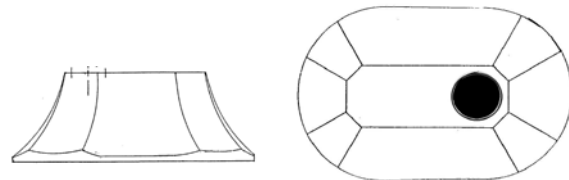
PRICE PFISTER



Cat No: Description:
 1 711C016 Round flange
 2 9PF0970 Locking cap (use with #3)
 3 711C017 Teardrop flange
 4 761P006 Escutcheon nipple (plastic)
 5 9PF0842 Screw only for extension
 6 9PF0091 Broach extension only
 7 9PF0954 Nipple extension only
 8 9PF0092 3 pc extension kit (5,6,7)

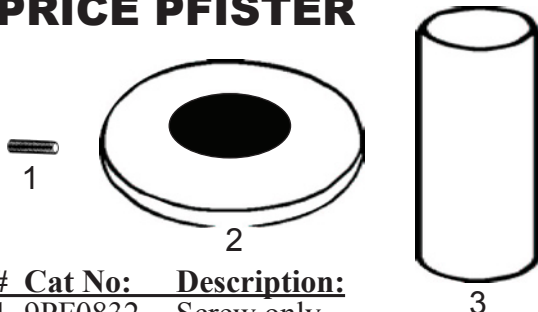
REPCAL

"Coffin" escutcheon




Cat No:
 711C020 "Coffin escutcheon, as pictured.

PRICE PFISTER



Cat No: Description:
 1 9PF0832 Screw only
 2 711C035 Flange with screw
 3 9PF0811 Sleeve

REPCAL



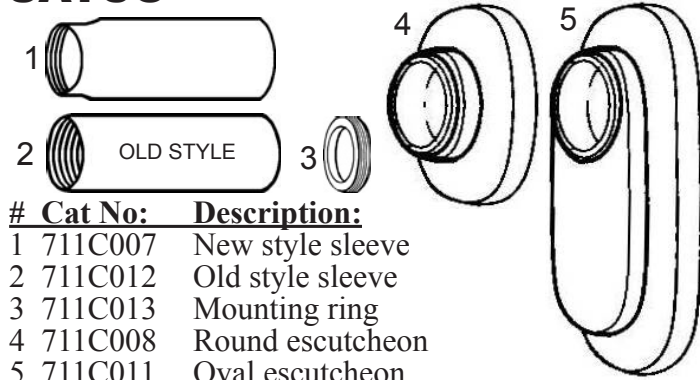
Cat No: Kit Includes:
 RCTK2 H&C handles, 2 flanges, 2 nipples.
(CROSS HANDLES INCLUDED IN KIT)



INDIVIDUAL PARTS / FAUCET REPAIRS

TRIM KITS AND ESCUTCHEONS

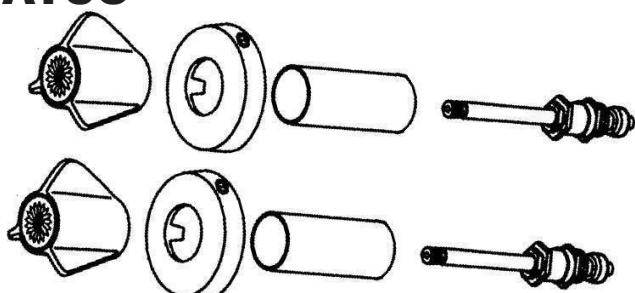
SAYCO



Cat No: **Description:**

- 1 711C007 New style sleeve
- 2 711C012 Old style sleeve
- 3 711C013 Mounting ring
- 4 711C008 Round escutcheon
- 5 711C011 Oval escutcheon

SAYCO



FOR TWO HANDLED SHOWERS:

Cat No: **Kit Includes:**

- SCTR1 H&C stems & handles, 2 ROUND flanges, sleeves, and mounting rings.
- SCTR2 H&C stems & handles, 2 TEARDROP flanges, sleeves, and mounting rings.

FOR THREE HANDLED SHOWERS:

Cat No: **Kit Includes:**

- SCTR3 Hot, cold & diverter stems, 3 handles, 3 ROUND flanges, sleeves, and mounting rings.
- SCTR4 Hot, cold & diverter stems, 3 handles, 2 OVAL flanges, 1 ROUND flange, 3 sleeves, and mounting rings.

FIT-ALL ESCUTCHEONS



Cat No: **Description:**

- 712C001 Fit all escutcheon flange (2-7/8" OD)
- 761B012 Fit all escutcheon nipple (brass)
- 761P012 Fit all escutcheon nipple (plastic)
- 761B013 Slotted escutcheon holder (nut)

ESCUTCHEON HOLDER NUTS



Cat No:	Thread:	ID Hole:	Fits:	Match:
761C008	9/16" x 18T	7/16"	Crane, Spkmm	A
761C004	9/16" x 20T	3/8"	Am Std	B
761C012	9/16" x 20T	7/16"	Central Brass	B
761C009	9/16" x 20T	7/16"	Acorn (Hex)	B
761C005	9/16" x 24T	3/8"	Eljer	C
761C006	5/8" x 16T	7/16"	Köhler	D
761C001	5/8" x 18T	7/16"	Price Pfister	E
761C010	5/8" x 18T	3/8"	Repal	E
761C011	5/8" x 18T	n/a	Repal (Solid)	E
761C002	5/8" x 24T	7/16"	Briggs, Ster'g	F
761C003	5/8" x 24T	3/8"	Gerber	F
761C007	11/16" x 24T	1/2"	Sayco	G

ESCUTCHEON NIPPLES

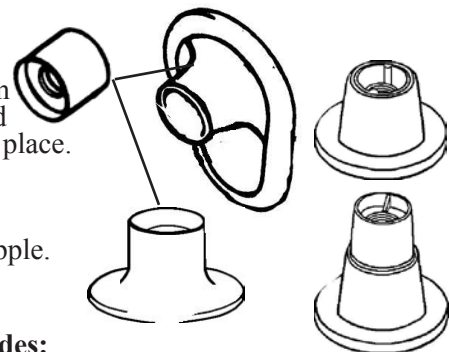


Cat No:	OD Size:	Lgth:	Fits:	Match:
761B025	9/16" x 18T	4-1/2"	Crane	A
761B005	9/16" x 20T	2-1/2"	Am. Std	B
761B021	9/16" x 20T	4-1/2"	Am. Std	B
761B026	9/16" x 24T	5"	Eljer, Harc.	C
761P005*	9/16" x 24T	12"	Eljer, Harc.	C
761B011	5/8" x 16T	5"	Royal, Koh.	D
761P003*	5/8" x 16T	12"	Royal, Koh.	D
761P006*	5/8" x 18T	2-3/4"	Price Pfister	E
761B002	5/8" x 18T	2-3/4"	Price Pfister	E
761B003	5/8" x 20T	2-1/4"	Various	H
761B009	5/8" x 20T	5"	Various	H
761B001	5/8" x 24T	2-1/4"	Briggs, Gerb	F
761B020	5/8" x 24T	5"	Briggs, Gerb	F
9AS3591	11/16" x 18T	3"	Am. Std	I

* Nipples marked with * are plastic. All others are brass.

2 PIECE FIT-ALL FLANGES

2 piece fit all escutcheons - reversible sleeve converts flange from shallow to deep, and locks escutcheon in place.



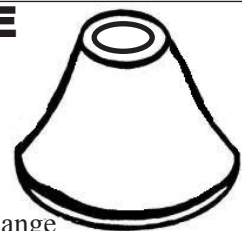
Use with 761P006 (Price Pfister) or 761B012 (fit all) nipple.

Cat No: **Includes:**

- 711C021 Round flange and reversible sleeve
- 711C022 Teardrip flange and reversible sleeve

DEEP BELL FLANGE

For 1/2" copper tubing



Cat No: **Includes:**

- 866C115 Chrome plated plastic flange




INDIVIDUAL PARTS / FAUCET REPAIRS

MISCELLANEOUS FLANGES AND ESCUTCHEONS

1



FLAT



BELL



BOX

CAT NO:	HOLE:	OD:	HIGH:	TYPE:	FOR:
711C001	5/8"	2-1/2"	3/8"	Flat	1/2" copper (5/8"OD)
711C000	7/8"	2-1/2"	3/8"	Flat	3/4" copper (7/8"OD)
711C002	11/16"	2-1/2"	3/8"	Flat	3/8" IP
711Z003	13/16"	2-1/2"	3/8"	Flat	1/2" IP
711C023	1"	2-1/2"	3/8"	Flat	3/4" IP
711C004	1-1/4"	2-3/4"	1/2"	Flat	1 1/4" tubular
711C005	1-1/2"	2-3/4"	1/2"	Flat	1 1/2" tubular
711C006	2"	3-1/2"	1/2"	Flat	2" tubular
712Z004	11/16"	2-3/8"	1-1/4"	Bell	3/8" IP
712C006	13/16"	2-3/8"	1-1/4"	Bell	1/2" IP
712C002	1.9"	3"	1-1/2"	Bell	1-1/2" IP
712Z007	1-1/4"	3"	1-1/2"	Bell	1 1/4" tubular
712C008	1-1/2"	3"	1-1/2"	Bell	1 1/2" tubular
711C024	2-3/8"	3"	1-5/8"	Box	2" IP
713C001	1 1/4"	3"	1-5/8"	Box	1 1/4" tubular
713Z002	1 1/2"	3"	1-5/8"	Box	1 1/2" tubular

2

3

SPLIT FLOOR & CEILING PLATES

4



Packed
12 to a
carton.

CAT NO:	FOR:	COLOR:	ID x OD:
866 C 001	3/8" IP	Chrome	.612 X 2-1/2"
866 C 002	1/2" IP	Chrome	.827 X 2-3/4"
866 C 003	3/4" IP	Chrome	1.04 X 3"
866 C 004	1" IP	Chrome	1.30 X 3-1/4"
866 C 005	1-1/4" IP	Chrome	1.65 X 3-1/2"
866 C 006	1-1/2" IP	Chrome	1.90 X 4"
866 C 007	2" IP	Chrome	2.38 X 4-1/2"
866 C 008	2-1/2" IP	Chrome	2.90 X 5-1/4"
866 C 009	3" IP	Chrome	3.53 X 6"
866 C 010	4" IP	Chrome	4.57 X 7"
866 C 011	5" IP	Chrome	5.65 X 8-1/2"
866 C 012	6" IP	Chrome	6.74 X 10"
866 C 013	8" IP	Chrome	8.79 X 13"
866 W 001	3/8" IP	White	.612 X 2-1/2"
866 W 002	1/2" IP	White	.827 X 2-3/4"
866 W 003	3/4" IP	White	1.04 X 3"
866 W 004	1" IP	White	1.30 X 3-1/4"
866 W 005	1-1/4" IP	White	1.65 X 3-1/2"
866 W 006	1-1/2" IP	White	1.90 X 4"
866 W 007	2" IP	White	2.38 X 4-1/2"
866 W 008	2-1/2" IP	White	2.90 X 5-1/4"
866 W 009	3" IP	White	3.53 X 6"
866 W 010	4" IP	White	4.57 X 7"
866 W 011	5" IP	White	5.65 X 8-1/2"
866 W 012	6" IP	White	6.74 X 10"
866 W 013	8" IP	White	8.79 X 13"
866 C 001	1/2" COPPER	Chrome	.612 X 2-1/2"
866 C 002	3/4" COPPER	Chrome	.827 X 2-3/4"
866 C 103	1" COPPER	Chrome	1.15 X 3"
866 C 104	1-1/4" COPPER	Chrome	1.35 X 3-1/4"
866 C 005	1-1/2" COPPER	Chrome	1.65 X 3-1/2"
866 C 106	2" COPPER	Chrome	2.10 X 4-1/4"
866 W 001	1/2" COPPER	White	.612 X 2-1/2"
866 W 002	3/4" COPPER	White	.827 X 2-3/4"
866 W 103	1" COPPER	White	1.15 X 3"
866 W 104	1-1/4" COPPER	White	1.30 X 3-1/4"
866 W 005	1-1/2" COPPER	White	1.65 X 3-1/2"
866 W 106	2" COPPER	White	2.10 X 4-1/4"
866 C 110	1-1/4" TUBULAR	Chrome	1.25 X 3-1/4"
866 C 111	1-1/2" TUBULAR	Chrome	1.50 X 3-1/2"
866 W 110	1-1/4" TUBULAR	White	1.25 X 3-1/4"
866 W 111	1-1/2" TUBULAR	White	1.50 X 3-1/2"

6

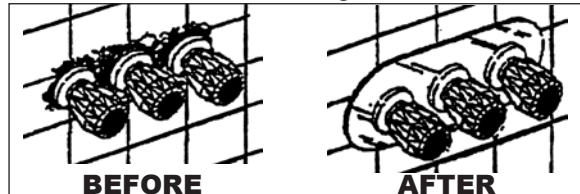
8

9

SMITTY PLATES

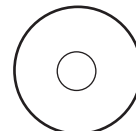
MIRROR FINISH REMODELING COVERS (SMITTY PLATES™)

- Fit all standard shower fittings
- Conceals damaged tile walls
- 1/8" thick mirror finish acrylic
- No special tools needed.
- Install with adhesive caulking

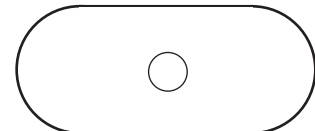


BEFORE


AFTER



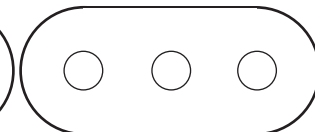
866M004



866M001




866M002



866M003

POLYSEAMSEAL TUB AND TILE CAULK

- Water based
- Mildew resistant - For use in high humidity areas
- Will not stain or crack



More
caulks
shown
on
pg. 5-2

CAT NO.	DESCRIPTION:
845-005	Clear Caulk in 6 oz. squeeze tube
845-006	White Caulk in 6 oz. squeeze tube
845-502	MSDS Sheet for Vinyl Caulk



INDIVIDUAL PARTS / FAUCET REPAIRS

CREST/GOOD JIFFY KITS®

BUNA-N WASHER JIFFY KITS

Filled with various sized flat - and/or - beveled Buna-N faucet bibb washers. 11 different assortments available. Full details on page 1-2 & 1-3.



BUNA-N O-RING JIFFY KITS

Featuring Crest/Good's famous Buna-N O-Rings. 4 different assortments available. Full details on page 1-16.




BIBB SCREW JIFFY KITS

Filled with nickel plated brass bibb screws, and packaged in heavy duty metal tins. 8 different assortments available, featuring different sizes. Full details on page 1-4.



FIT ALL HANDLE JIFFY KIT

Includes 24 canopy handles, more than 75 handle adapters, and more. A must for any service plumber. Full details on page 1-36.



Cat No:
261 C 990

SET SCREW JIFFY KITS


Filled with 250 stainless steel socket point set screws, and packaged in a Crestolac® 12 compartment case. Full details on page 1-5.



Cat No:
223 C 090

WASHER RETAINER JIFFY KIT

135 piece retainer assortment to repair broken stem retainers. Packed in a heavy duty Crest-O-Lac divided container. Full details on page 1-5



Cat No:
146 C 090

HANDLE SCREW JIFFY KIT


103 assorted chrome plated brass screws to fit most faucet handles. Packed in a heavy duty Crest-O-Lac divided container. Full details on page 1-5.



Cat No:
227 C 090

CAP THREAD JIFFY KIT

For faucet and shower stems and ballcocks. Contains 335 gaskets in 25 plastic boxes, (over 40 different sizes,) all packed into a sturdy metal carrying case. Includes full sized sizing chart on the inside of the cover. (Included sizes are shown on chart on page 1-10.)



Cat No:
821F090

BONNET PACKING JIFFY KIT

150 different stem and bonnet packings in a fully visible assortment. Packed in a metal carry box. Includes sizing chart on box. Full details on page 1-8.



Cat No:
213G090



INDIVIDUAL PARTS / FAUCET REPAIRS

CREST/GOOD JIFFY KITS®

AERATOR & ADAPTER JIFFY KIT

60 assorted chrome plated brass aerators, adapters, and washers. Packed in a heavy duty Crest-O-Lac divided container.

CONTENTS OF 811 C 090:

Qty:	C/G #	Description:
4	811C031	13/16 Male aerator
4	811C032	13/16 Female aerator
8	811C014	15/16 Dual aerator (2.2gm)
8	811C114	15/16 Dual aerator (1.5gm)
1	811C018	Male side long snap connector
1	813C017	Female side for long snap
1	811C009	Swivel aerator
2	813C012	Aerator adaptor
2	813C008	Aerator adaptor
2	813C009	Aerator adaptor
2	813C016	Aerator adaptor
2	813C007	Aerator adaptor
2	811P001	Aerator adaptor
2	811C011	Aerator adaptor
2	813C015	Aerator adaptor
10	145R001	Aerator washer
1	813C003	Aerator adaptor
1	811W001	VP Aerator wrench



Cat No: 811 C 090

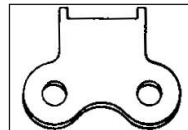


ADAPTER JIFFY KIT

17 different chrome plated brass aerator adapters, packed in a heavy duty Crest-O-Lac divided container.



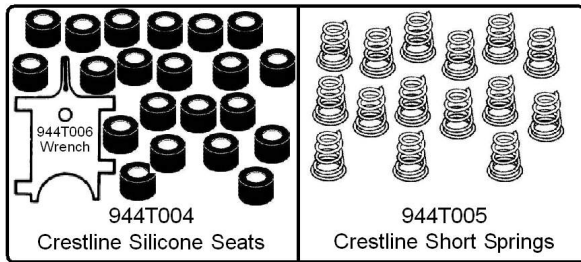
Cat No: 811 C 190



**811W001
AERATOR KEY
FOR VANDAL
PROOF
AERATORS**

CRESTLINE REPAIR PARTS FOR DELTA FAUCETS


Includes 50 SILICONE seats for Delta and Crestline faucets, which last longer than the original rubber seats. Also includes 50 springs, plus a wrench.



Cat No: CL 77

FAUCET SEAT JIFFY KITS

Filled with the most popular and most used seats for lavs and shower valves. 6 different assortments available. Full details on page 1-23.



AMERICAN STANDARD REPAIR PARTS JIFFY KIT

200 of the most needed repair parts to fix American Standard's Aquaseal and Nu-Renu faucet lines. Kit even includes complete stems.

CONTENTS OF 132 R 090:

Qty:	C/G #	Description:
2	AS116AG	Complete stem & gland
2	AS115AG	Complete stem & gland
24	271N001	O-Ring
24	132R001	Tophat washer
12	250C005	Seat
6	AS117	Lock nut
24	227C002	Handle screw
24	227C007	Handle screw
24	102U004	Bibb washer
12	226C007	Bibb screw
24	271N004	O-Ring
24	271N014	O-Ring
2	AS115G	Complete stem & gland
2	AS116G	Complete stem & gland

132R090 American Standard Repair Assortment



Crest Good Manufacturing 800-862-7378 (West Coast)
800-645-1251 (East Coast)

Cat No: 132 R 090



INDIVIDUAL PARTS / FAUCET REPAIRS

CREST/GOOD JIFFY KITS®

CHICAGO FAUCETS OLD STYLE QUATURN JIFFY KIT

431 genuine Chicago Faucet repair parts to repair old style (pre-1995) Quaturn cartridges. Packed in a Crest-O-Lac container.



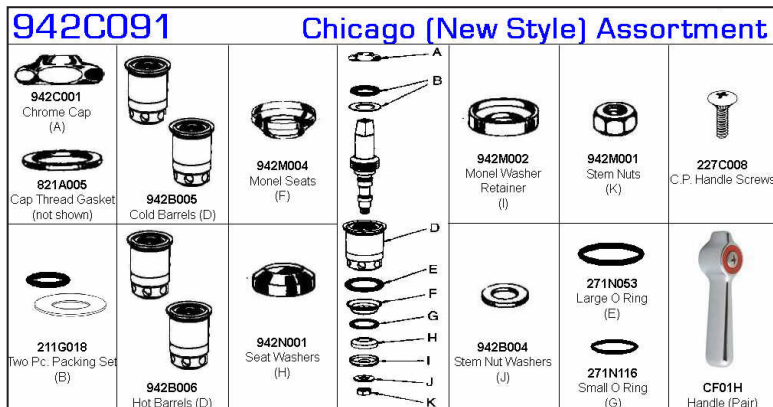
CONTENTS OF 942 C 090:

Qty:	C/G #	Description:
100	163B007	Friction ring
10	211T006	Dome packing
50	227C008	Screw for handle
50	821A005	Cap thread gasket
2	942B002	LH Sleeve
2	942B003	RH sleeve
30	942B004	Washer
30	942M001	Nut
30	942M002	Washer retainer cup
30	942M003	Monel seat
50	942N001	Hard seat washer
2	942C001	CP exposed nut
1	CF01H	Handle pair

Cat No: 942 C 090

CHICAGO FAUCETS NEW STYLE QUATURN JIFFY KIT

278 genuine Chicago Faucet repair parts to repair new style (post-1995) Quaturn cartridges. Packed in a Crest-O-Lac container.



CONTENTS OF 942 C 091:

Qty:	C/G #	Description:
5	211G018	2 pc packing
30	942N001	Hard seat washer
35	271N053	O ring
25	271N116	O ring
30	227C008	Screw for handle
50	942B004	Washer
2	942B005	RH Sleeve
2	942B006	LH sleeve
30	942M001	Nut
6	821A005	Cap thread gasket
30	942M002	Washer retainer cup
30	942M004	Monel seat
2	942C001	CP exposed nut
1	CF01H	Handle pair

Cat No: 942 C 091

CHICAGO FAUCETS NEW & OLD QUATURN JIFFY KIT

258 genuine Chicago Faucet repair parts to repair both old style AND new style Quaturn cartridges, all in a Crest-O-Lac container.



CONTENTS OF 942 C 093:

Qty:	C/G #	Description:
25	163B007	Friction ring
25	211T006	Dome packing
25	227C008	Screw for handle
20	821A005	Cap thread gasket
2+2	942B002/03	LH sleeve and RH sleeve
10	942B004	Washer
25	942M003	Monel seat
25	942N001	Hard seat washer
5	211G018	2 pc packing
10	271N053	O ring
10	271N116	O ring
2+2	942B005/06	RH sleeve and LH sleeve
25	942M001	Nut
25	942M002	Washer retainer cup
15	942M004	Monel seat
2	942C001	CP exposed nut
1	CF01H	Handle pair

Cat No: 942 C 093

